


Product introduction

FNIRSI-1013D is a full-featured, highly practical, cost-effective dual-channel flat-panel oscilloscope launched by FNIRSI for the maintenance and R & D industry; this oscilloscope has a real-time sampling rate of 1GSa/s and an analog bandwidth of $100\text{MHz} \times 2$. With complete trigger function (single / normal / automatic), it can be used freely for periodic analog signals or non-periodic digital signals; the built-in high-voltage protection module can tolerate a continuous voltage of up to 400V . Oscilloscope burnout accident caused by the probe being turned to the 10X position. Large time base scroll mode can monitor slow level changes; Equipped with highly efficient one-key AUTO, which can display the measured waveform without tedious adjustments; the display is equipped with a 7-inch 800×480 resolution high-definition LCD screen, and the operation method is capacitor Screen touch + gesture operation, extremely convenient; cursor measurement function, you do not need to read the background scale unit and quantity when manually reading the amplitude and frequency parameters, and you can directly get the peak, peak and frequency without conversion; extremely convenient screenshot And waveform storage function, built-in 1GB storage space, can store up to 1000 screenshots + 1000 sets of waveform data, the storage process is simple and fast, save the current waveform anytime, anywhere with a single touch, no cumbersome prompts and choices, keep calm The current data is saved in the place, which is very convenient; the powerful waveform picture manager supports thumbnail browsing, viewing, detailed viewing, page turning, deletion and waveform zooming in, zooming out, moving, etc., to facilitate secondary analysis. The fuselage is equipped with a USB interface, which can be connected to a computer to share its screenshots with the computer, which is convenient for secondary analysis; Li Shayu's graphic display function can be used to determine the amplitude, frequency, and phase contrast of two groups of signals; Analysis of the harmonic components of the signal; built-in 6000mah high-quality lithium battery, which can last for 4 hours on a full charge, and can be used while charging like a notebook

Multi function

AUTO ANTI-BURN



thin Dual Channel Oscilloscope

Engineer R & D weapon



Rich features

Humanized operating

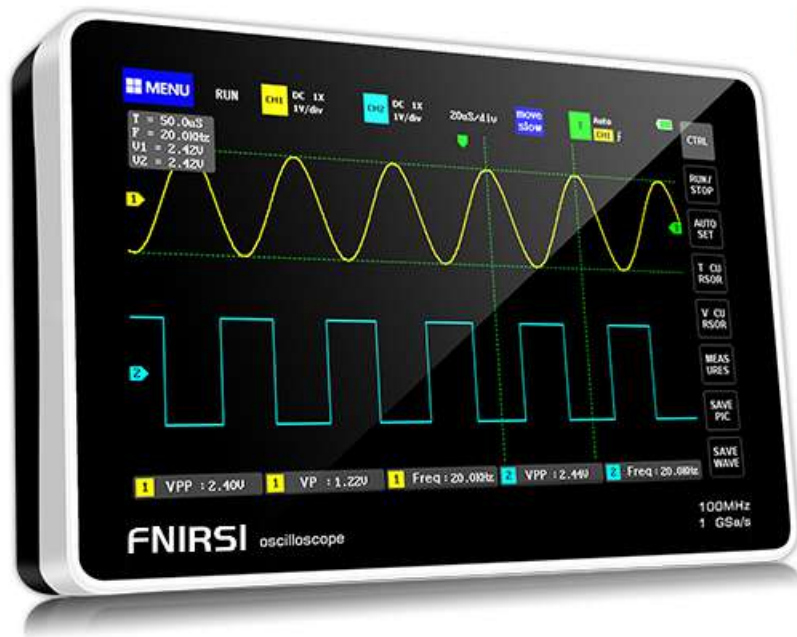


Parameter


Model	FNIRSI-1013D	Highest test voltage	1X : 40V 10X : 400V
Channels	2	Cursor	Position XY Trigger Y
LCD size	7 Inch	Roll mode	Support
LCD Resolution	800 * 480	One-button AUTO	Support
Display technology	TFT	Waveform storage	1000 picture + 1000 waveform
Bandwidth	100MHz	Waveform manager	Support
Sampling Rate	1GSa/s	Voltage accuracy	± 2%

Rise time	< 3nS	Frequency Precision	±0.01% High precision
Storage depth	240Kbit	Parameter	12 kinds in total
input resistance	1MΩ	Battery	6000mah Lithium
Sensitivity	50mV ~ 500V	Standby	4 Hours
Time base	50S ~ 10nS	Extension	USB export
Trigger mode	Single/Normal/Auto	Charging	Type-C 5V 2A/3A/4A
Trigger edge	Rising / Falling	Dimensions	184mm * 124mm * 50mm
coupling	AC/DC	Accessories	100M Probe * 2, USB Charger, User Manual

Multi-fields



- ☒ Electronic DIY
- ☒ Appliance repair
- ☒ Car repair
- ☒ Equipment debug
- ☒ Scientific research
- ☒ Product development



Anti-
burn

Auto
set

Scree
nshot

Picture
viewer

USB
export

7-inch
screen

Touch
operation

FFT
display

X-Y
mode

long
standby

Debugging weapon

- Oscillating circuit
- Opamp circuit
- Inverter circuit
- PWM driver
- Mains measure
- Switch circuit
- Digital circuits
- Bus circuit



Full touch 7 inch screen

Full-fitting 7-inch 800 * 480 resolution color TFT LCD display with bright colors and high contrast; the touch mode is capacitive touch screen, which is the same as the modern mobile phone iPad touch mode, and it is by no means an ancient nail-type resistance touch screen



Dual channel input

With 2 input channels and 1M ohm input impedance, it can measure two different groups of signals at the same time. The two input groups can be compared to determine the analysis problem, such as the comparison and analysis of the input and output signals of the power amplifier unit to test its magnification. And distortion, output internal resistance, and other characteristics, or half-bridge full-bridge switching power supply complementary PWM and other signals testing, compared to a single channel has a wider range of applications



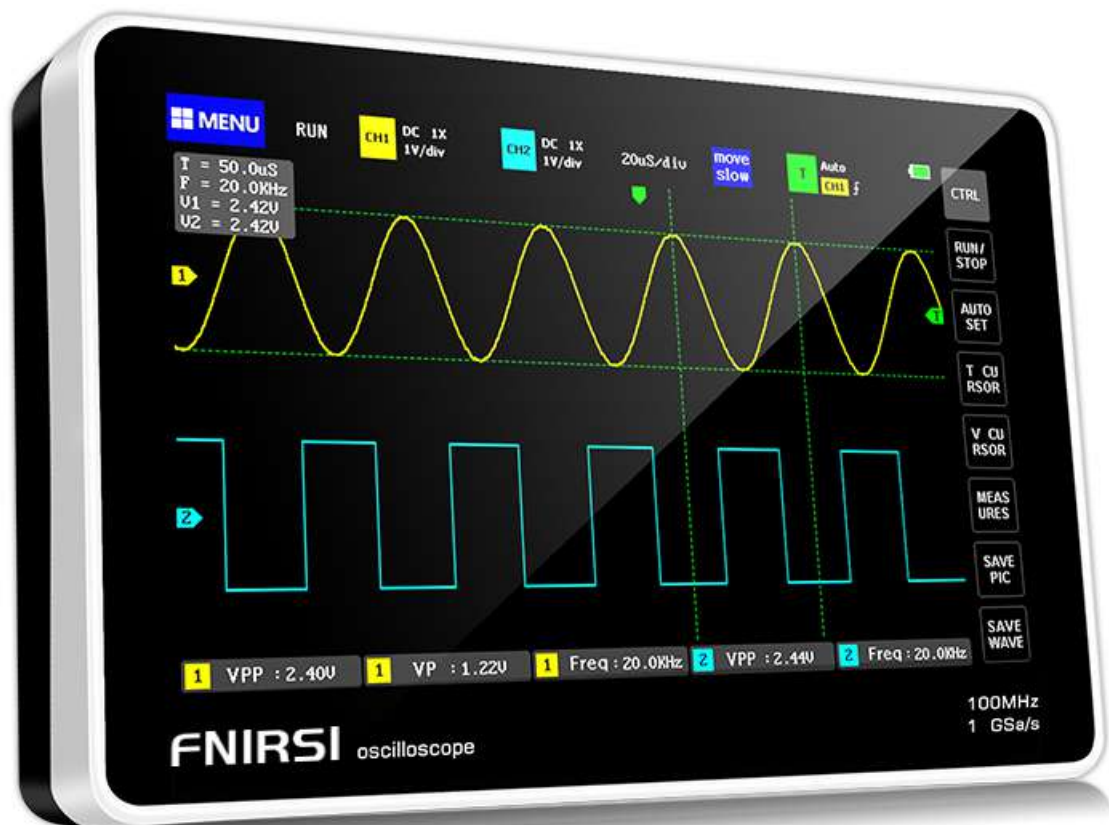
Intelligent anti-burn

Both sets of input channels have built-in high-voltage protection modules, which can tolerate up to 400V voltage input. Don't worry about the oscilloscope burnout accident caused by not measuring the high-voltage probe without moving the probe to the 10X position.



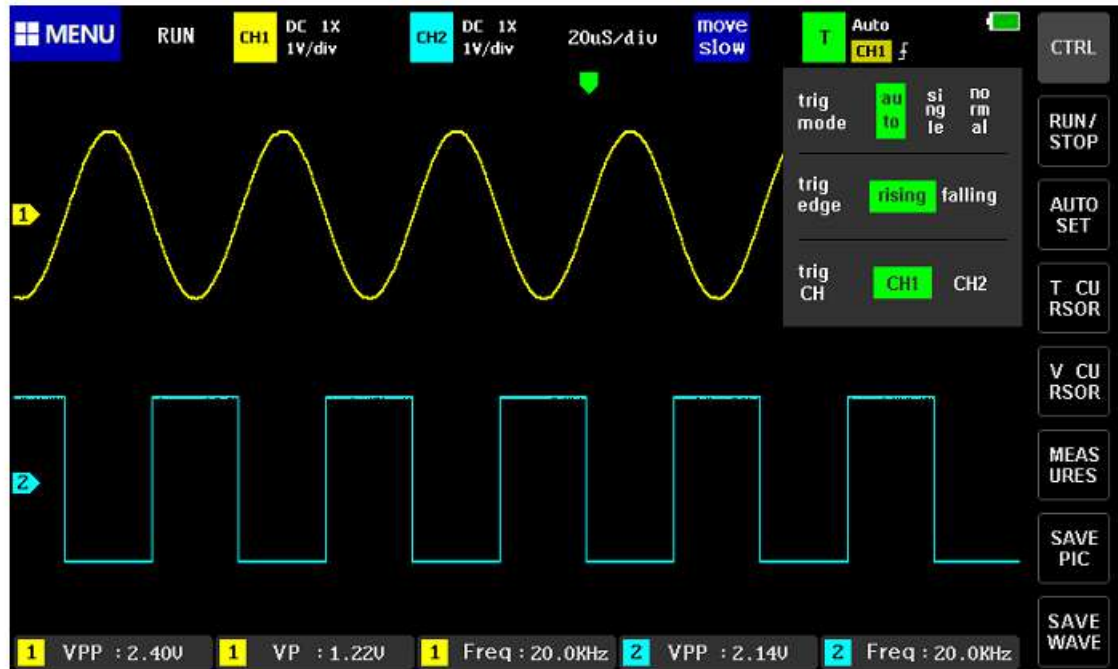
One-button automatic adjustment

No need for tedious manual adjustment, one-button automatic adjustment; built-in efficient fuzzy control algorithm, high adjustment accuracy, the adjusted waveform appears in the center of the screen (when dual channels are activated, the channel 1 waveform is in the upper half center, and the channel 2 waveform is in the lower half center) With a short time, it only takes 1 second to automatically adjust the 1V peak-to-peak signal, and a typical desktop oscilloscope takes about 5 seconds. The larger the measured signal amplitude, the shorter the time required for adjustment



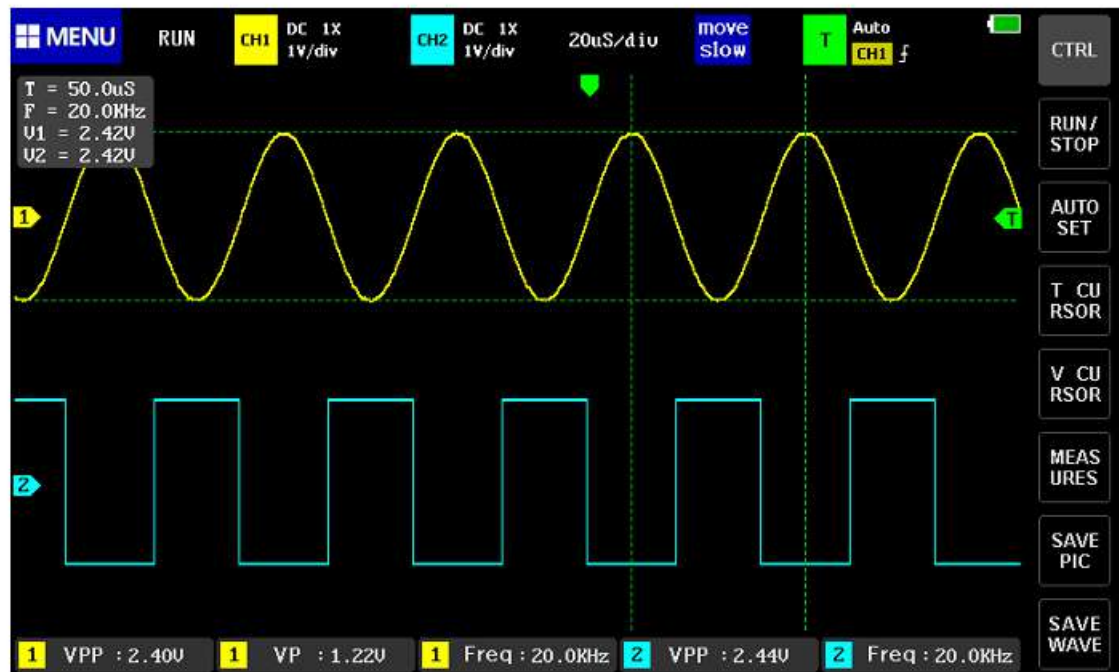
Complete trigger function

It has three trigger modes: automatic, single and normal. The single trigger mode tests sudden non-periodic burst signals, such as car ignition signals; the normal trigger mode tests non-periodic digital logic signals, such as infrared remote control signals; the automatic trigger mode tests the cycle. Analog signals, such as sinusoidal signals; versatile



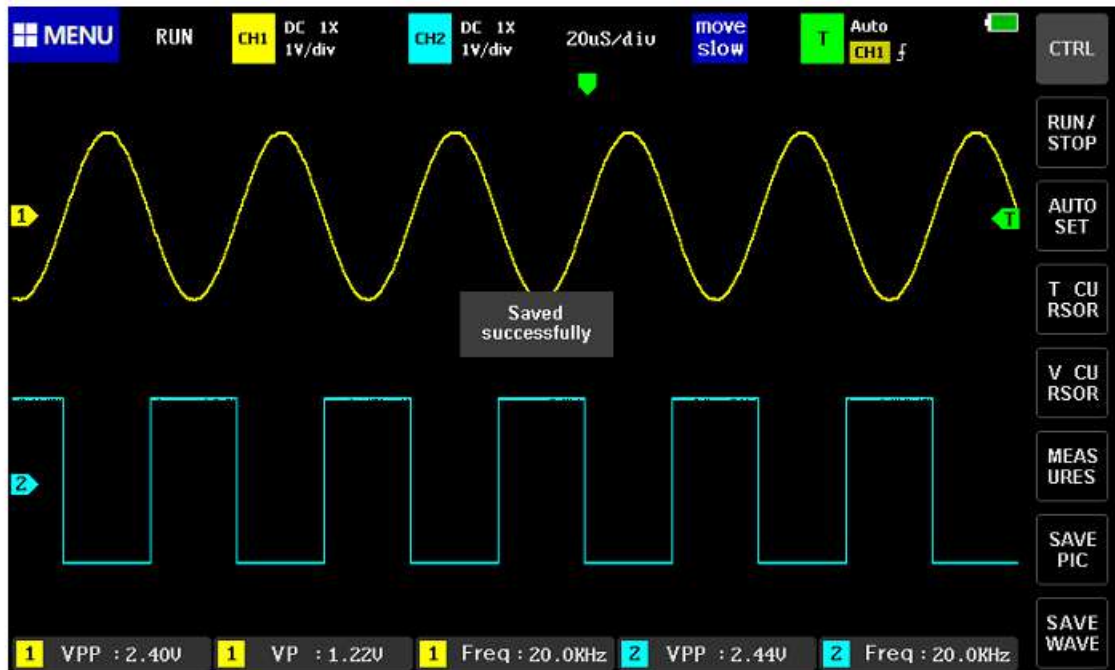
Manual cursor measurement

When the test signal is too noisy or contains square waves with spikes, the parameters automatically measured by the system will be affected and become inaccurate, so you need to manually read the amplitude or period of the signal to calculate its peak, peak and frequency. After the cursor function is read, it becomes very easy to manually read the value. There is no need to read the background scale unit and quantity, and you can directly obtain the peak-to-peak value and frequency without conversion. This is very convenient.



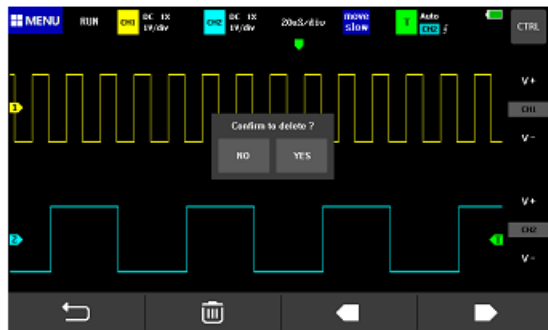
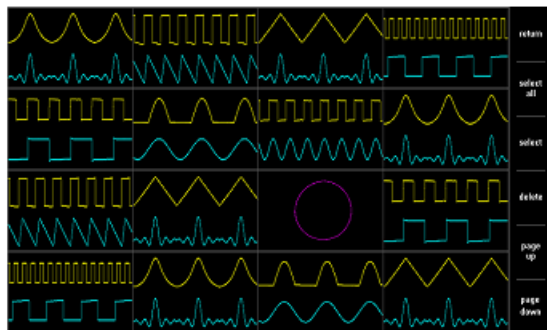
One-click screenshot and save wave

Built-in 1GB storage space, can store up to 1000 screenshots and 1000 sets of waveform data, the storage process is simple and fast, screen capture and save the current waveform at any time and place with a single touch, no tedious prompts and choices, and keep it intact Convenient for taking screenshots or waveform data



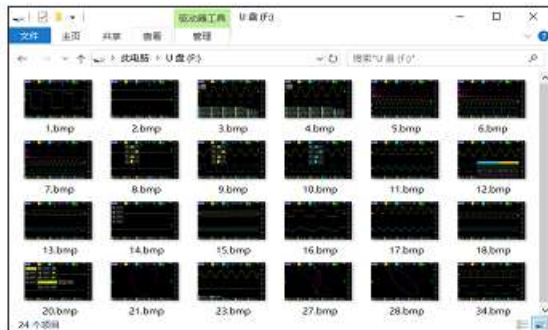
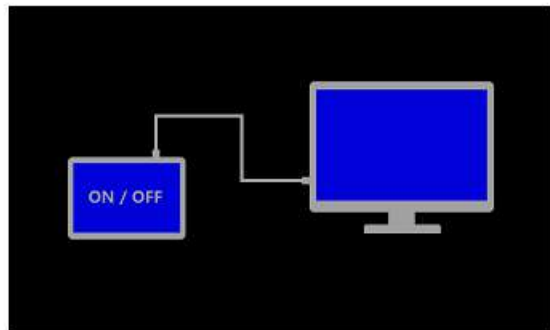
Powerful waveform picture manager

Waveform Picture Manager provides powerful waveform data and picture management capabilities, and supports thumbnail file browsing, viewing, viewing of measurement parameters, page turning, deletion, etc. Just like the picture viewer on mobile phones, waveform viewing The device can perform secondary analysis on the saved waveform data, including zoom, pan, cursor measurement, screen capture and other operations. It provides a very convenient platform for users to manage stored files, and its flexibility is much higher than other ordinary oscilloscope



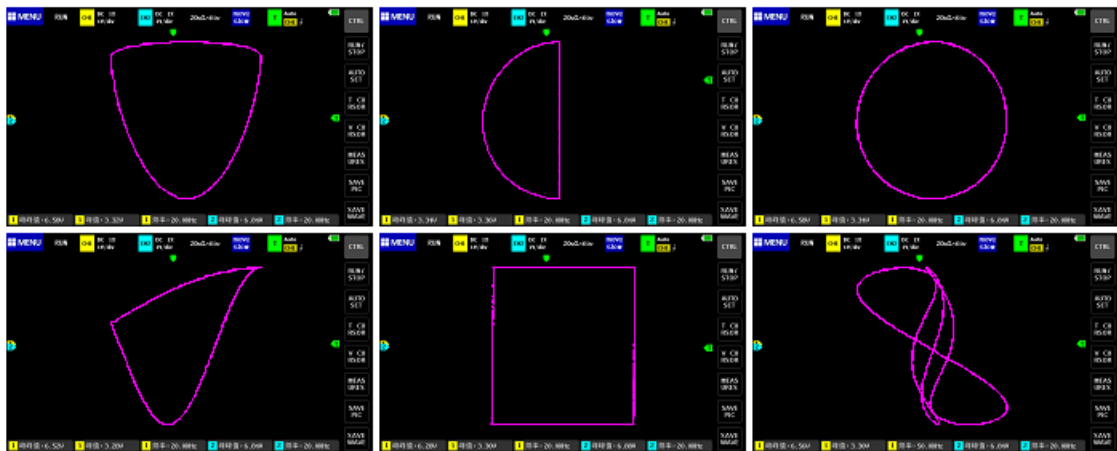
USB picture export

The body is equipped with a USB interface, which can be connected to a computer to share its screenshots with the computer. After connecting to the computer, the oscilloscope will exist as a U disk. The computer can find the oscilloscope screenshots under the folder of the removable disk. Copy the picture to a computer or send it to a mobile phone for secondary analysis



Lissajous Pattern Graphic Display

Lissajous pattern graph is a curve graph generated by the input value of channel 1 as the X-axis coordinate and channel 2 as the Y-axis coordinate. It can be used to determine the amplitude, frequency, and phase contrast of the two groups of signals.



4 hours long standby

Built-in 6000mah rechargeable polymer lithium ion battery, 5 hours of charging = 4 hours of continuous use

6000mah
capacity

5 hours
charge

4 hours
use

