

9097250 TOSHIBA (DISCRETE/OPTO)

67C 09389 DT-11-13

1ZM27~1ZM390

Silicon Diffused Type

Bi-Directional Zener Diode

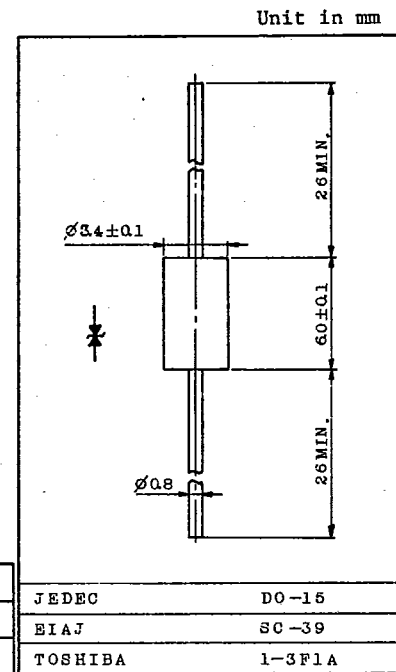
Toshiba Zener Diode 1ZM390 series are designed for surge voltage suppressors to protect the voltage sensitive electronics devices in damage of destruction by high voltage transient.

FEATURES:

- . For Bidirectional Use
- . Average Power Dissipation : $P=1W$
- . Peak Reverse Power Dissipation
: $P_{RSM}=200W$ at $t_w=200\mu s$
- . Zener Voltage : $V_Z=27\sim 390V$
- . Tolerance of Zener Voltage (V_Z) : $\pm 20\%$
- . Plastic Mold Package

MAXIMUM RATINGS ($T_a=25^\circ C$)

CHARACTERISTIC	SYMBOL	RATING	UNIT
Power Dissipation	P	1	W
Maximum(Peak) Zener Current	I_{ZM}	(Note 1)	mA
Junction Temperature	T_j	150	$^\circ C$
Storage Temperature Range	T_{stg}	-40~150	$^\circ C$



Weight : 0.424g

ELECTRICAL CHARACTERISTICS ($T_a=25^\circ C$)

TYPE	ZENER VOLTAGE $V_Z @ I_Z$ (V)			ZENER CURRENT I_Z (mA)	ZENER IMPEDANCE $r_d @ I_Z$ (Ω)	REVERSE CURRENT $I_R @ V_R$ (μA)	REVERSE VOLTAGE V_R (V)
	MIN.	TYP.	MAX.				
1ZM27	21.6	27	32.4	10	30	10	18.9
1ZM47	37.6	47	56.4	6	65	10	32.9
1ZM100	80	100	120	3	330	10	70
1ZM180	144	180	216	1.5	500	10	126
1ZM330	264	330	396	1	5000	10	231
1ZM390	312	390	468	0.5	10000	10	273

Note 1 : See Electrical characteristics

2 : Soldering : 5mm is the minimum to be kept between case and soldering part.

3 : Lead Bending : 5mm is the minimum to be kept between case and lead bending point.

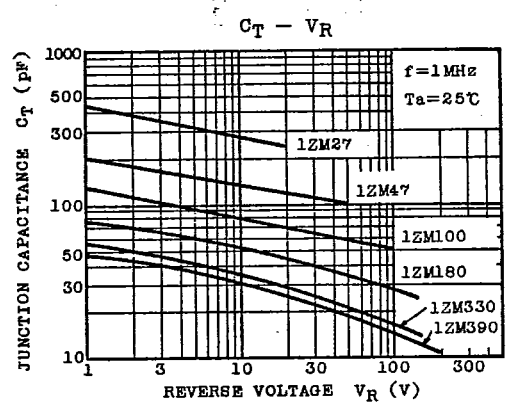
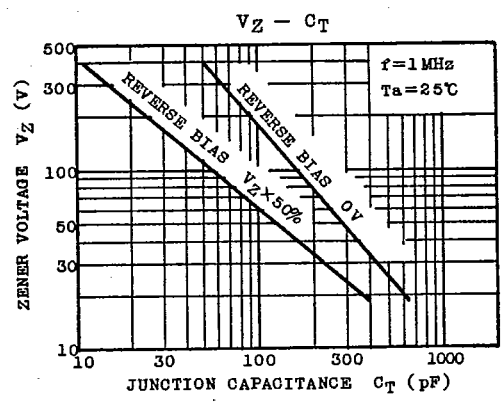
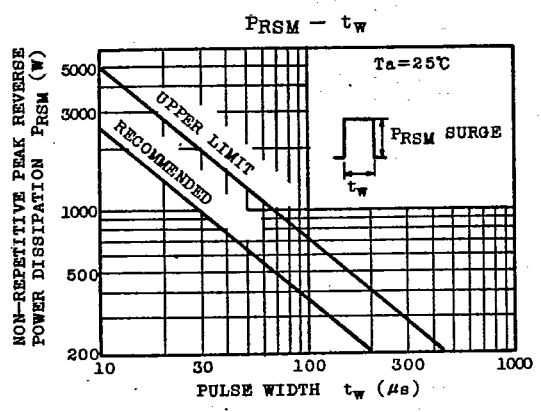
TOSHIBA CORPORATION

9097250 TOSHIBA (DISCRETE/OPTO)

67C 09390

DT-11-13

1ZM27~1ZM390



TOSHIBA CORPORATION