

# 6A05 THRU 6A10

6.0 AMP SILICON RECTIFIERS



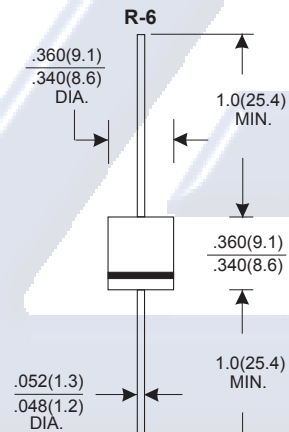
## FEATURES

- \* Low forward voltage drop
- \* High current capability
- \* High reliability
- \* High surge current capability

## MECHANICAL DATA

- \* Case: Molded plastic
- \* Epoxy: UL 94V-0 rate flame retardant
- \* Lead: Axial leads, solderable per MIL-STD-202, method 208 guranteed
- \* Polarity: Color band denotes cathode end
- \* Mounting position: Any
- \* Weight: 1.65 grams

**VOLTAGE RANGE**  
50 TO 1000 Volts  
**CURRENT**  
6.0 Amperes



Dimensions in inches and (millimeters)

## MAXIMUM RATINGS AND ELECTRICAL CHARACTERISTICS

Rating 25°C ambient temperature unless otherwise specified.  
Single phase half wave, 60Hz, resistive or inductive load.  
For capacitive load, derate current by 20%.

TYPE NUMBER	6A05	6A1	6A2	6A4	6A6	6A8	6A10	UNITS	
Maximum Recurrent Peak Reverse Voltage	50	100	200	400	600	800	1000	V	
Maximum RMS Voltage	35	70	140	280	420	560	700	V	
Maximum DC Blocking Voltage	50	100	200	400	600	800	1000	V	
Maximum Average Forward Rectified Current .375"(9.5mm) Lead Length at Ta=60°C								6.0	A
Peak Forward Surge Current, 8.3 ms single half sine-wave superimposed on rated load (JEDEC method)								400	A
Maximum Instantaneous Forward Voltage at 6.0A								0.95	V
Maximum DC Reverse Current Ta=25°C								10.0	µA
at Rated DC Blocking Voltage Ta=100°C								400	µA
Typical Junction Capacitance (Note 1)								100	pF
Typical Thermal Resistance RθJA (Note 2)								10	°C/W
Operating and Storage Temperature Range Tj, Tstg								-65 — +150	°C

**NOTES:**

1. Measured at 1MHz and applied reverse voltage of 4.0V D.C.
2. Thermal Resistance from Junction to Ambient .375" (9.5mm) lead length.

### RATING AND CHARACTERISTIC CURVES (6A05 THRU 6A10)

FIG.1-TYPICAL FORWARD CHARACTERISTICS

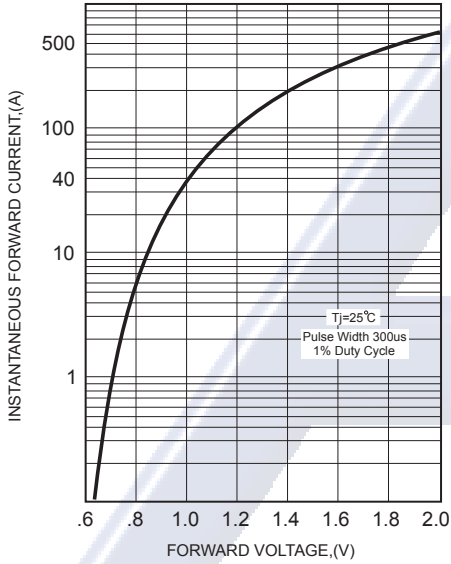


FIG.2-TYPICAL FORWARD CURRENT DERATING CURVE

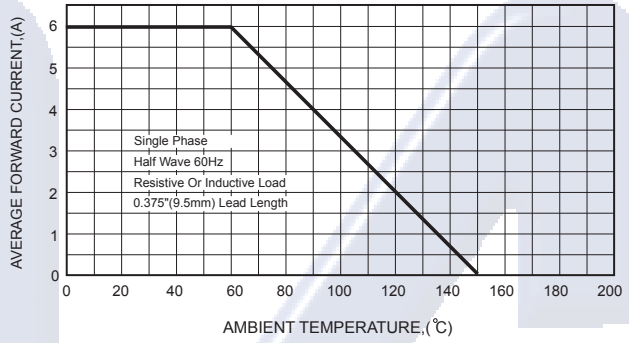


FIG.4-MAXIMUM NON-REPETITIVE FORWARD SURGE CURRENT

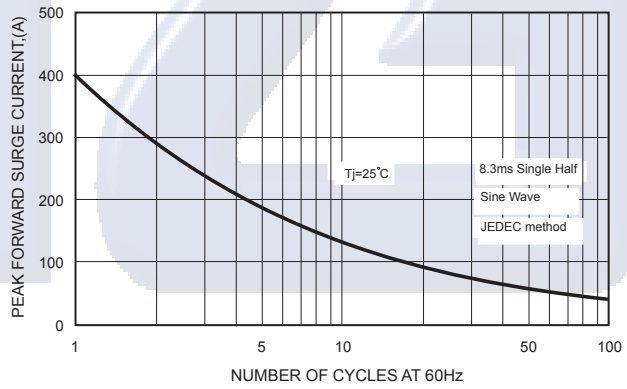


FIG.3 - TYPICAL REVERSE CHARACTERISTICS

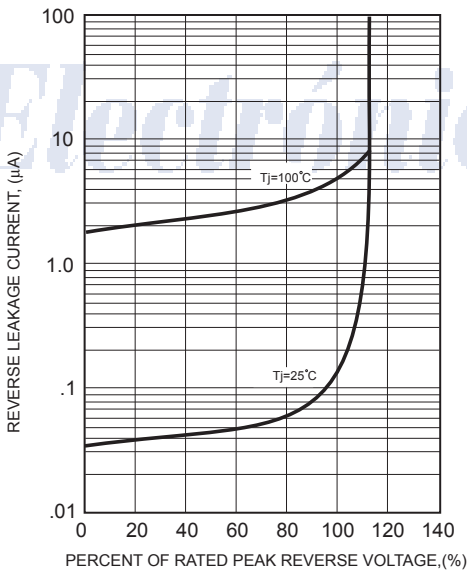


FIG.5 - TYPICAL THERMAL RESISTANCE VS. LEAD LENGTH

