

Model 7280 Series

Precision Potentiometer



Features:

- Lead-free
- RoHS 2 compliant
- 7/8" diameter
- 10 turn wirewound

Applications:

- Pedal position
- Joystick controls
- Valve control
- Wind vane
- Panel control
- Test and measurement
- Medical equipment
- Angular position

Model Styles Available

| | |
|---|--------------------------|
| 7281 | 1/8" shaft, 1/4" bushing |
| 7283 | 1/8" shaft, servo |
| 7284 | 6 mm shaft, 3/8" bushing |
| 7286 | 1/4" shaft, 3/8" bushing |
| 7288 (for heavy side load applications) | 1/4" shaft, 3/8" bushing |

Electrical

| | |
|---|--|
| Resistance range | 100 to 100K ohms |
| Standard resistance tolerance | ±5% |
| Minimum practical resistance tolerance | ±1% |
| Independent linearity | ±0.25% |
| Minimum practical independent linearity | ±0.15% (<300 ohms), ±0.075% (≥300 ohms) |
| Power rating | 2.0 Watts at 70°C, derating to 0 at 125°C |
| Dielectric strength | 1,000 V rms |
| Insulation resistance | 1,000 Megohms minimum |
| Noise | 100 ohms maximum |
| Actual electrical travel | 3600° +10° -0° (>100 ohms), 3600° +10° -5° (≤100 ohms) |
| End voltage | Maximum 0.25% of input voltage |
| Tap tolerance | ±3° |

General Note
TT Electronics reserves the right to make changes in product specification without notice or liability. All information is subject to TT Electronics' own data and is considered accurate at time of going to print.

© TT electronics plc

TT Electronics | BI Technologies
413 Rood RD, Suite 7
Calexico, CA 92231
Ph: +1 714 447 2345
www.ttelectronics.com/bi-technologies

Issue C 04/2019 Page 1

Model 7280 Series

Precision Potentiometer



Mechanical

| | | |
|---|-------------------------------|-------------|
| Total mechanical travel | 3600° +15° -0° | |
| Number of gangs | 2 maximum | |
| Weight (single gang) | 0.75 oz. nominal | |
| Backlash | 1° maximum | |
| | 7281, 7284, 7286, 7288 | 7283 |
| Static stop strength | Maximum 48 oz.-in. | 36 oz.-in. |
| Panel nut tightening torque | Maximum 25 lb.-in. | n/a |
| Shaft end play | Maximum 0.010" | 0.005" |
| Shaft runout | Maximum T.I.R. 0.003" | 0.002" |
| Pilot diameter runout | Maximum T.I.R. 0.004" | 0.002" |
| Lateral runout | Maximum T.I.R. 0.005" | 0.004" |
| Shaft radial play | Maximum 0.003" | 0.002" |
| Start/run torque (per gang, ES option adds 0.5 oz.-in.) | Maximum 0.8 oz.-in. | 0.6 oz.-in. |

Environmental

| | | |
|--|---|--|
| Operating temperature range | -40°C to +125°C dynamic, -55°C to +125°C static | |
| Temperature cycling | 5 cycles, -55°C to +125°C, maximum 5% ΔR | |
| Shock | 6 ms saw-tooth, 100 G's, 0.1 ms maximum discontinuity | |
| Vibration | 15 G's, 10 to 2,000 Hz, maximum 5% ΔR, 0.1 ms maximum discontinuity | |
| Moisture resistance | Five 24 hour cycles, maximum 3% ΔR | |
| High temperature exposure | 1,000 hours at 125°C, maximum 5% ΔR | |
| Rotational load life (1 lb side load for 7288) | 1M shaft revolutions + 900 hours at 2.0 Watts & 70°C, maximum 5% ΔR | |
| Ingress protection rating (IP Code) | IP50, IP66 available as option (feature code ES) | |

Ordering Information



General Note
TT Electronics reserves the right to make changes in product specification without notice or liability. All information is subject to TT Electronics' own data and is considered accurate at time of going to print.

© TT electronics plc

TT Electronics | BI Technologies
413 Rood RD, Suite 7
Calexico, CA 92231
Ph: +1 714 447 2345
www.ttelectronics.com/bi-technologies

Issue C 04/2019 Page 2

Model 7280 Series

Precision Potentiometer



Feature Codes

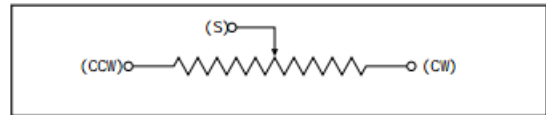
| | |
|---|---------|
| 7281, 7283 plain shaft; 7284, 7286, 7288 slotted shaft | No code |
| Center tap | CT |
| Linearity tape | LT |
| Flatted shaft | FS |
| Slotted shaft (standard on single cup 7284, 7286 & 7288 without RS feature) | SS |
| Rear shaft extension (7281, 7286, 7288 single cup only) | RS |
| Shaft lock (7286 & 7288 only) | SL |
| High torque 2-6 oz.-in. (7286 & 7288 only) | HT |
| Additional gang | 2G |
| Gold plated solder lug terminals (see optional terminal configuration) | FT |
| Seal (IP66) 7284, 7286, or 7288 only | ES |

When multiple feature codes are used the P/N shall be in the same sequence as listed in this table (top to bottom).

Standard Resistance Values

| Total Resistance (Ohms) | Theoretical Resolution (% nominal) | Tempco of Wire (ppm/°C) |
|-------------------------|------------------------------------|-------------------------|
| 100 | 0.059 | ±20 |
| 200 | 0.037 | ±20 |
| 500 | 0.030 | ±20 |
| 1K | 0.024 | ±20 |
| 2K | 0.020 | ±20 |
| 5K | 0.018 | ±20 |
| 10K | 0.017 | ±20 |
| 20K | 0.016 | ±20 |
| 50K | 0.010 | ±20 |
| 100K | 0.008 | ±20 |

Circuit Diagram



Feature Codes

7281: RBJ, 2601, 2641

7286, 7288: RB, 2126, 2606, 2606S, 2607, 2607S, 2626, 2627, 2646, 2646S, 2647, 2647S

General Note

TT Electronics reserves the right to make changes in product specification without notice or liability. All information is subject to TT Electronics' own data and is considered accurate at time of going to print.

© TT electronics plc

TT Electronics | BI Technologies
413 Rood RD, Suite 7
Calexico, CA 92231
Ph: +1 714 447 2345
www.ttelectronics.com/bi-technologies

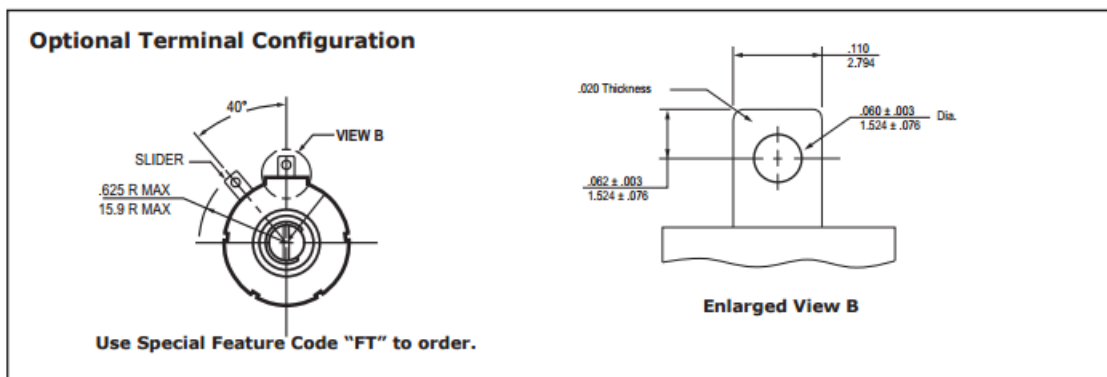
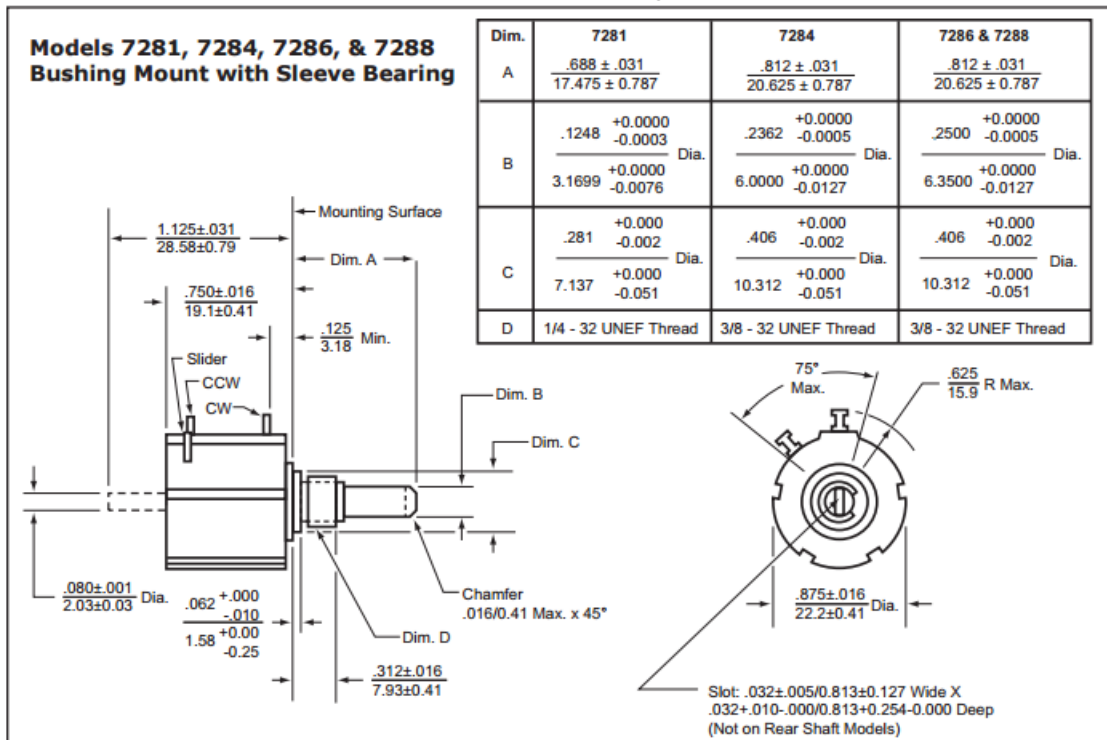
Issue C 04/2019 Page 3

Model 7280 Series

Precision
Potentiometer



Outline Drawing



General Note
TT Electronics reserves the right to make changes in product specification without notice or liability. All information is subject to TT Electronics' own data and is considered accurate at time of going to print.

© TT electronics plc

TT Electronics | BI Technologies
413 Rood RD, Suite 7
Calexico, CA 92231
Ph: +1 714 447 2345
www.ttelectronics.com/bi-technologies

Issue C 04/2019 Page 4

Model 7280 Series

Precision
Potentiometer



Outline Drawing



General Note
TT Electronics reserves the right to make changes in product specification without notice or liability. All information is subject to TT Electronics' own data and is considered accurate at time of going to print.

© TT electronics plc

TT Electronics | BI Technologies
413 Rood RD, Suite 7
Calexico, CA 92231
Ph: +1 714 447 2345
www.ttelectronics.com/bi-technologies

Issue C 04/2019 Page 5