



# A-200FAK Switching Power Supply



## ◆ Features

- Fixed switching frequency at 65 KHz
- Cooling by free air
- Protections: short circuit/overload/over
- 100% pass aging test
- **No load power**
- 3 years warranty

## General Specifications

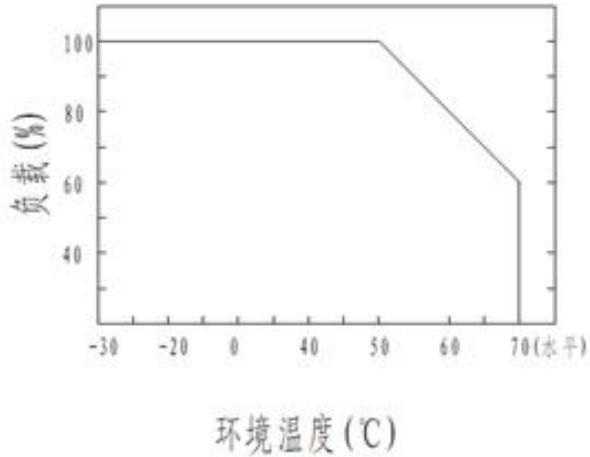
Model No.	A-200FAK-5	A-200FAK-12	A-200FAK-24	A-200FAK-36	A-200FAK-48	
<b>Output</b>	DC voltage	5V	12V	24V	36V	48V
	Rated current	40A	17A	8.8A	5.9A	4.4A
	Current Range	0~40A	0~17A	0~8.8A	0~5.9A	0~4.4A
	Rated power	200W	204W	211.2W	212.4W	211.2W
	Ripple & Noise	150mVp-p	150mVp-p	150mVp-p	200mVp-p	200mVp-p
	Voltage regulation range	±1%				
	Voltage accuracy	±1.5%				
	Line regulation	±0.5%				
	Load adjustment rate	±1%				
	start,Rise time	1300ms, 50ms/230VAC      1300ms, 50ms/115VAC 100% load				
Hold up time (Typ)	16ms/230VAC    12ms/115VAC 100% load					
<b>Input</b>	Voltage range	90~132VAC/180~264VAC(selected by switch)    240~370VDC(when on 230VAC)				
	Frequency	47~63HZ				
	Efficiency (Typ)	85%	86%	90%	90%	90%
	Alternating current	115VAC 230VAC				
	Inrush current (Typ)	Cold start 60A/115VAC    60A/230VAC				
Leakage current	<2mA/240VAC					
<b>Protect ions</b>	Overload	110~140% of rated output				
	Short circuit	Hiccup mode, auto-recovery				
	Over voltage (hiccup)	115%-135% rated output voltage, hiccup mode				
	over temp.	Hiccup mode, auto-recovery				
<b>Envirom ent</b>	Working temp.	-30℃~+70℃ (refer to output derating curve)				
	Working humidity	20~95%RH non-condensing				
	Storage temp.	-40℃~+85℃				
	Storage temp.	10~95%RH non-condensing				
	temp. coefficient	±0.03%/℃ (0~50℃)				
Vibration resistance	10~500Hz, 2G, 10min/cycle, X、Y、Z 60min in each direction					
<b>Safety</b>	Safety standards	design accoring to GB4943-2001, UL60950-1				
	withstand voltage	I/P-O/P:3KV AC、I/P-FG: 2KV AC、O/P-FG: 0.5KV AC				
	Isolation Resistance	I/P-O/P、I/P-FG、O/P-FG: 大于100MΩ/500VDC/25℃/70%RH				
<b>Others</b>	EMC	GB9254, EN55022 class A				
	MTBF	226,400 hours(25℃)				
	Size	215*115*30 (L*W*H)				
Packing	0.75Kg/pc					
<b>Remarks</b>	<p>*In order to extend the lifetime, it is recommended to configure the load no more than 30% of the remaining allowance. For example: the power of the device requires 100W, then use the power of less than 130W.</p> <p>*Ripple test method: 20MHz oscilloscope in power output terminal test, oscilloscope probe wire length is not more than 12mm, and input parallel 47uF electrolytic capacitors and 0.1uF high frequency capacitance probe.</p>					



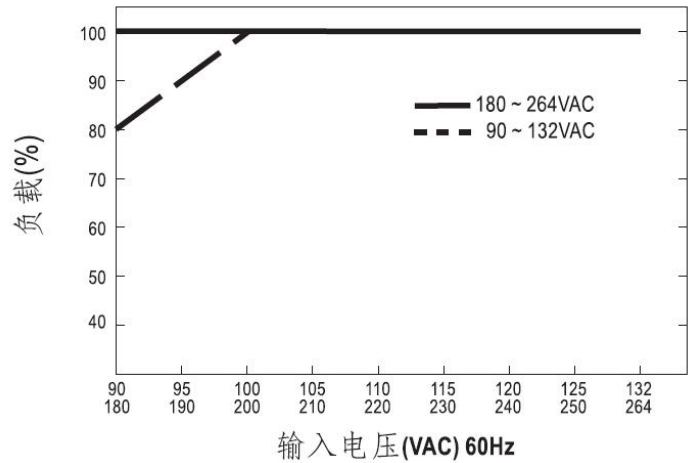
# A-200FAK Switching Power Supply

## Load temperature drop curve

■ 负载随环境温度降额曲线:

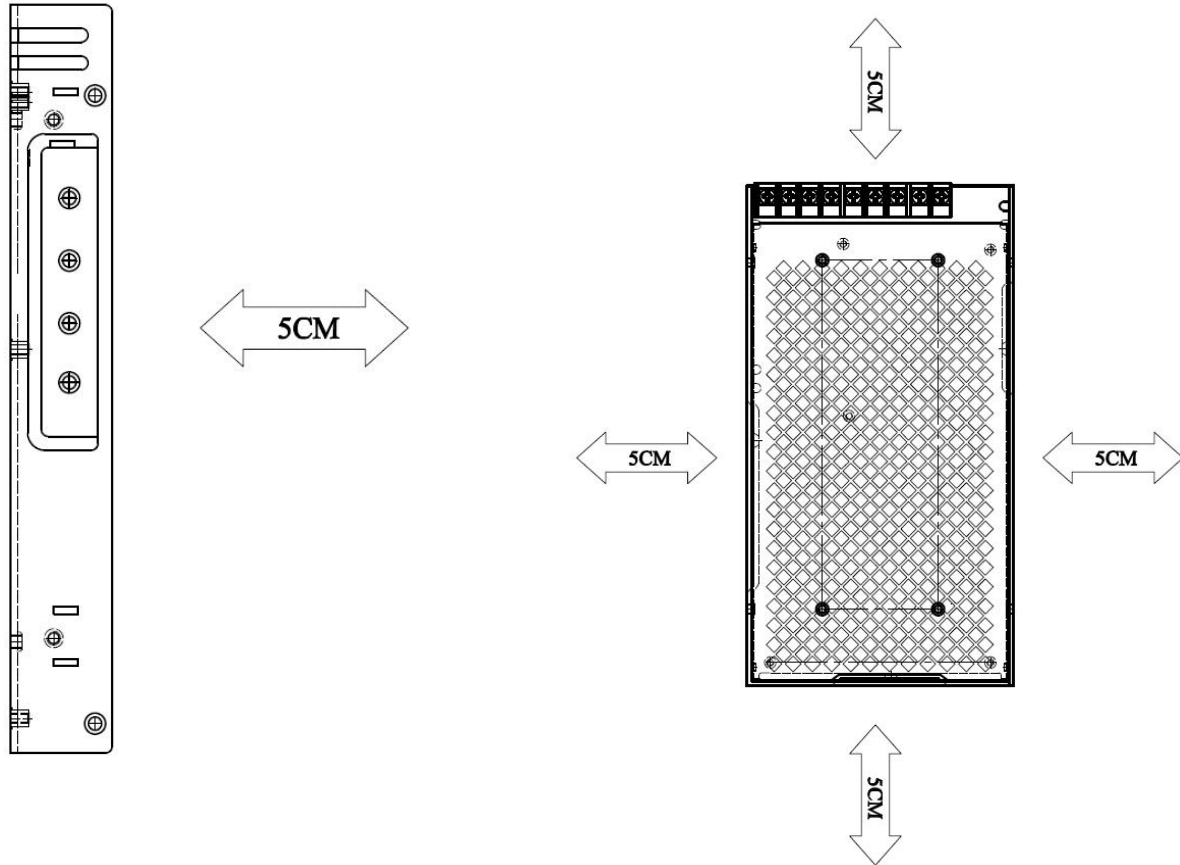


■ 静态特性曲线



## Installation

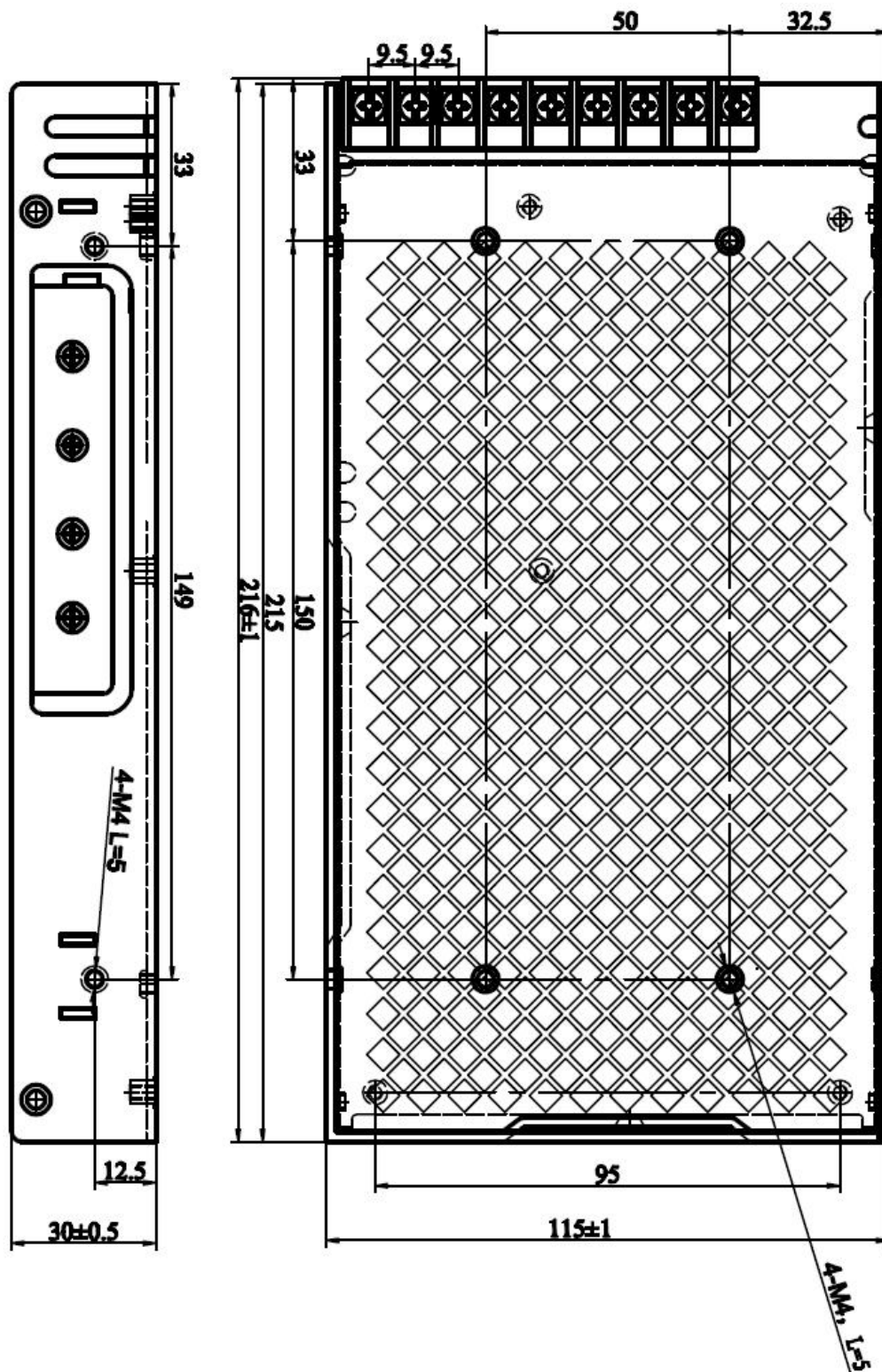
- 1、In order to comply with the reduced amount of curve and static characteristics curve, A-200FAK must be installed in a plate (or the same size above the casing), advice sheet size for 450\*450mm\*3 for optimizing the thermal performance of aluminum must have a very smooth surface (or coated with thermal paint), and A-200FAK must tightly fitted in the middle of . . . . .
- 2、To ensure good heat dissipation, the power supply must be set aside at least 5cm of space around the installation, as shown in the figure below:





# A-200FAK Switching Power Supply

Drawing:



Pin No.	Assignment	Pin No.	Assignment
$\perp$	FG	-V	DC output (-V)
N	AC/N	+V	DC output (+V)
L	AC/L		