



900 MHz RF Antenna SMA

1 Application

The antenna specified in this specification is applicable for the cordless phone

2 Dimensions

As per Drawing No. RA7007901B017A-373 attached.

3 Materials

As specified in drawing No. RA7007901B017A-373

4 Electrical Characteristics

- i) Resonate Frequency : 902-928 MHz
- ii) Impedance : 50 ohm Nominal (Depend on available ground plane)
- iii) Radiation Pattern : Omni Directional
- iv) Polarization : Vertical
- v) Standing Wave Ratio (S.W.R): 4.0 or less
- vi) Insulation resistance : 500M ohm at DC 500V

5 Mechanical Characteristics

- i) The strength of fixing between sleeve and stud shall withstand the following stresses

Vertical Direction : 2.0 kgs
Rotating Direction : 2.0 kgcm

6 General Characteristics

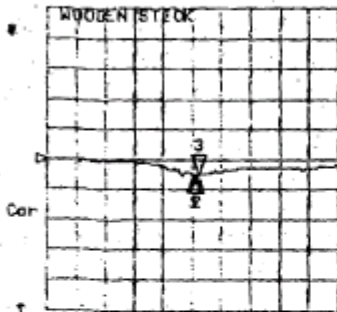
- i) Storage Temperature : -30°C to 80°C
- ii) Operating Temperature : -30°C to 60°C
- iii) Vibration Test : There shall be no defects in appearance or the mechanical and electrical functions after the antenna being tested by a regular mounting device under the following conditions:
 - a) Displacement : +5°C of the axis original position
 - b) Duration : 1000 cycles/minutes
 - c) Time : 5 minutes
- iv) Shock Resistance : Satisfy the electrical and mechanical characteristics after drop down with 100g upon rubber

PA0201193(2) RA-70079(373-017/A)

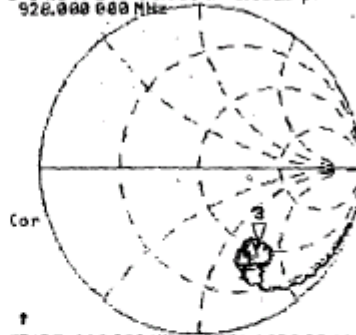
30 Dec 2002 21:03:12

CH1 L03 10 dB/REF 0 dB
 S21/M 3: -4.6659 dB 920.000 000 MHz

CH2 S11/M 1 U FS
 9: 54.945 0 -73.663 0 2.3219 pF
 920.000 000 MHz



CH1 Markers
 1: -5.2447 dB
 902.000 MHz
 2: -5.5303 dB
 915.000 MHz

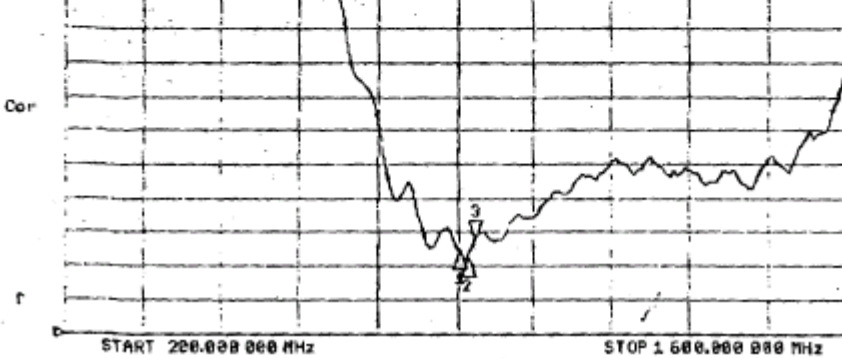


CH2 Markers
 1: 46.191 0
 -62.195 0
 902.000 MHz
 2: 55.000 0
 -65.363 0
 915.000 MHz

START 200.000 MHz STOP 1600.000 MHz

START 200.000 MHz STOP 1600.000 MHz

CH3 S11/M SWR 1 / REF 1 3: 3.7943 920.000 000 MHz



CH3 Markers
 1: 3.4220
 902.000 MHz
 2: 3.2307
 915.000 MHz

START 200.000 000 MHz

STOP 1 600.000 000 MHz