

## Zener Diodes



SMA (DO-214AC)

### ADDITIONAL RESOURCES


[3D Models](#)

| PRIMARY CHARACTERISTICS      |                 |      |
|------------------------------|-----------------|------|
| PARAMETER                    | VALUE           | UNIT |
| V <sub>Z</sub> range nom.    | 10 to 270       | V    |
| Test current I <sub>ZT</sub> | 2 to 50         | mA   |
| V <sub>BR</sub>              | 9.4 to 251      | V    |
| V <sub>WM</sub>              | 8.2 to 220      | V    |
| P <sub>PPM</sub>             | 300             | W    |
| T <sub>J</sub> max.          | 150             | °C   |
| V <sub>Z</sub> specification | Pulse current   |      |
| Circuit configuration        | Single          |      |
| Polarity                     | Uni-directional |      |

### FEATURES

- High reliability
- Voltage range 10 V to 270 V
- Fits onto 5 mm SMD footpads
- Wave and reflow solderable
- AEC-Q101 qualified available
- Base P/N-M3 - halogen-free, RoHS-compliant, and commercial grade
- Base P/NHM3 - halogen-free, RoHS-compliant, and AEC-Q101 qualified
- Material categorization: for definitions of compliance please see [www.vishay.com/doc?99912](http://www.vishay.com/doc?99912)


**RoHS**  
 COMPLIANT  
 HALOGEN  
**FREE**

### APPLICATIONS

- Voltage stabilization

| ORDERING INFORMATION |                  |                      |                        |
|----------------------|------------------|----------------------|------------------------|
| DEVICE NAME          | ORDERING CODE    | TAPED UNITS PER REEL | MINIMUM ORDER QUANTITY |
| BZG03C-M-series      | BZG03Cxxx-M3-08  | 1500 (7" reel)       | 6000/box               |
| BZG03C-M-series      | BZG03Cxxx-M3-18  | 6000 (13" reel)      | 6000/box               |
| BZG03C-M-series      | BZG03Cxxx-HM3-08 | 1500 (7" reel)       | 6000/box               |
| BZG03C-M-series      | BZG03Cxxx-HM3-18 | 6000 (13" reel)      | 6000/box               |

| PACKAGE        |        |                  |                                      |                              |
|----------------|--------|------------------|--------------------------------------|------------------------------|
| PACKAGE NAME   | WEIGHT | MOLDING COMPOUND | MOISTURE SENSITIVITY                 | SOLDERING CONDITIONS         |
| SMA (DO-214AC) | 73 mg  | UL 94 V-0        | MSL level 1<br>(according J-STD-020) | Peak temperature max. 260 °C |

| ABSOLUTE MAXIMUM RATINGS (T <sub>amb</sub> = 25 °C, unless otherwise specified) |   |                   |             |      |
|---|---|-------------------|-------------|------|
| PARAMETER   | TEST CONDITION  | SYMBOL            | VALUE       | UNIT |
| Power dissipation   | R <sub>thJA</sub> < 25 K/W  | P <sub>tot</sub>  | 3000        | mW   |
|   | R <sub>thJA</sub> < 100 K/W   | P <sub>tot</sub>  | 1250        | mW   |
| Non repetitive peak surge power   | t <sub>p</sub> = 100 μs sq.pulse, T <sub>j</sub> = 25 °C prior to surge | P <sub>ZSM</sub>  | 600         | W    |
| Junction to lead  |   | R <sub>thJL</sub> | 25          | K/W  |
| Junction to ambient air   | Mounted on epoxy-glass hard tissue, fig. 1a                             | R <sub>thJA</sub> | 150         | K/W  |
|   | Mounted on epoxy-glass hard tissue, fig. 1b                             | R <sub>thJA</sub> | 125         | K/W  |
|   | Mounted on Al-oxide-ceramic (Al <sub>2</sub> O <sub>3</sub> ), fig. 1b  | R <sub>thJA</sub> | 100         | K/W  |
| Junction temperature  |   | T <sub>j</sub>    | 150         | °C   |
| Storage temperature range   |   | T <sub>stg</sub>  | -65 to +150 | °C   |
| Operating temperature range   |   | T <sub>op</sub>   | -65 to +150 | °C   |
| Forward voltage (max.)  | I <sub>F</sub> = 0.5 A  | V <sub>F</sub>    | 1.2         | V    |



| ELECTRICAL CHARACTERISTICS (T <sub>amb</sub> = 25 °C, unless otherwise specified) |                                    |      |      |                  |                                  |     |                                    |      |  |      |
|---|------------------------------------|------|------|------------------|----------------------------------|-----|------------------------------------|------|--|------|
| PART NUMBER   | ZENER VOLTAGE RANGE                |      |      | TEST CURRENT     | REVERSE LEAKAGE CURRENT          |     | DYNAMIC RESISTANCE                 |      | TEMPERATURE COEFFICIENT OF ZENER VOLTAGE |      |
|   | V <sub>Z</sub> at I <sub>ZT1</sub> |      |      | I <sub>ZT1</sub> | I <sub>R</sub> at V <sub>R</sub> |     | Z <sub>Z</sub> at I <sub>ZT1</sub> |      | TK <sub>VZ</sub> at I <sub>ZT1</sub>     |      |
|   | V                                  |      |      | mA               | μA                               | V   | Ω                                  |      | % / K                                    |      |
|   | MIN.                               | NOM. | MAX. |                  | MAX.                             |     | TYP.                               | MAX. | MIN.                                     | MAX. |
| BZG03C10-M  | 9.4                                | 10   | 10.6 | 50               | 10                               | 7.5 | 2                                  | 4    | 0.05                                     | 0.09 |
| BZG03C11-M  | 10.4                               | 11   | 11.6 | 50               | 4                                | 8.2 | 4                                  | 7    | 0.05                                     | 0.1  |
| BZG03C12-M  | 11.4                               | 12   | 12.7 | 50               | 3                                | 9.1 | 4                                  | 7    | 0.05                                     | 0.1  |
| BZG03C13-M  | 12.4                               | 13   | 14.1 | 50               | 2                                | 10  | 5                                  | 10   | 0.05                                     | 0.1  |
| BZG03C15-M  | 13.8                               | 15   | 15.6 | 50               | 1                                | 11  | 5                                  | 10   | 0.05                                     | 0.1  |
| BZG03C16-M  | 15.3                               | 16   | 17.1 | 25               | 1                                | 12  | 6                                  | 15   | 0.06                                     | 0.11 |
| BZG03C18-M  | 16.8                               | 18   | 19.1 | 25               | 1                                | 13  | 6                                  | 15   | 0.06                                     | 0.11 |
| BZG03C20-M  | 18.8                               | 20   | 21.2 | 25               | 1                                | 15  | 6                                  | 15   | 0.06                                     | 0.11 |
| BZG03C22-M  | 20.8                               | 22   | 23.3 | 25               | 1                                | 16  | 6                                  | 15   | 0.06                                     | 0.11 |
| BZG03C24-M  | 22.8                               | 24   | 25.6 | 25               | 1                                | 18  | 7                                  | 15   | 0.06                                     | 0.11 |
| BZG03C27-M  | 25.1                               | 27   | 28.9 | 25               | 1                                | 20  | 7                                  | 15   | 0.06                                     | 0.11 |
| BZG03C30-M  | 28                                 | 30   | 32   | 25               | 1                                | 22  | 8                                  | 15   | 0.06                                     | 0.11 |
| BZG03C33-M  | 31                                 | 33   | 35   | 25               | 1                                | 24  | 8                                  | 15   | 0.06                                     | 0.11 |
| BZG03C36-M  | 34                                 | 36   | 38   | 10               | 1                                | 27  | 21                                 | 40   | 0.06                                     | 0.11 |
| BZG03C39-M  | 37                                 | 39   | 41   | 10               | 1                                | 30  | 21                                 | 40   | 0.06                                     | 0.11 |
| BZG03C43-M  | 40                                 | 43   | 46   | 10               | 1                                | 33  | 24                                 | 45   | 0.07                                     | 0.12 |
| BZG03C47-M  | 44                                 | 47   | 50   | 10               | 1                                | 36  | 24                                 | 45   | 0.07                                     | 0.12 |
| BZG03C51-M  | 48                                 | 51   | 54   | 10               | 1                                | 39  | 25                                 | 60   | 0.07                                     | 0.12 |
| BZG03C56-M  | 52                                 | 56   | 60   | 10               | 1                                | 43  | 25                                 | 60   | 0.07                                     | 0.12 |
| BZG03C62-M  | 58                                 | 62   | 66   | 10               | 1                                | 47  | 25                                 | 80   | 0.08                                     | 0.13 |
| BZG03C68-M  | 64                                 | 68   | 72   | 10               | 1                                | 51  | 25                                 | 80   | 0.08                                     | 0.13 |
| BZG03C75-M  | 70                                 | 75   | 79   | 10               | 1                                | 56  | 30                                 | 100  | 0.08                                     | 0.13 |
| BZG03C82-M  | 77                                 | 82   | 87   | 10               | 1                                | 62  | 30                                 | 100  | 0.08                                     | 0.13 |
| BZG03C91-M  | 85                                 | 91   | 96   | 5                | 1                                | 68  | 60                                 | 200  | 0.09                                     | 0.13 |
| BZG03C100-M   | 94                                 | 100  | 106  | 5                | 1                                | 75  | 60                                 | 200  | 0.09                                     | 0.13 |
| BZG03C110-M   | 104                                | 110  | 116  | 5                | 1                                | 82  | 80                                 | 250  | 0.09                                     | 0.13 |
| BZG03C120-M   | 114                                | 120  | 127  | 5                | 1                                | 91  | 80                                 | 250  | 0.09                                     | 0.13 |
| BZG03C130-M   | 124                                | 130  | 141  | 5                | 1                                | 100 | 110                                | 300  | 0.09                                     | 0.13 |
| BZG03C150-M   | 138                                | 150  | 156  | 5                | 1                                | 110 | 130                                | 300  | 0.09                                     | 0.13 |
| BZG03C160-M   | 158                                | 160  | 171  | 5                | 1                                | 120 | 150                                | 350  | 0.09                                     | 0.13 |
| BZG03C180-M   | 168                                | 180  | 191  | 5                | 1                                | 130 | 180                                | 400  | 0.09                                     | 0.13 |
| BZG03C200-M   | 188                                | 200  | 212  | 5                | 1                                | 150 | 200                                | 500  | 0.09                                     | 0.13 |
| BZG03C220-M   | 208                                | 220  | 233  | 2                | 1                                | 160 | 350                                | 750  | 0.09                                     | 0.13 |
| BZG03C240-M   | 228                                | 240  | 256  | 2                | 1                                | 180 | 400                                | 850  | 0.09                                     | 0.13 |
| BZG03C270-M   | 251                                | 270  | 289  | 2                | 1                                | 200 | 450                                | 1000 | 0.09                                     | 0.13 |

**BASIC CHARACTERISTICS** ( $T_{amb} = 25\text{ }^{\circ}\text{C}$ , unless otherwise specified)



Fig. 1 - Boards for  $R_{thJA}$  Definition (Copper Overlay 35  $\mu$ )



Fig. 3 - Forward Current vs. Forward Voltage

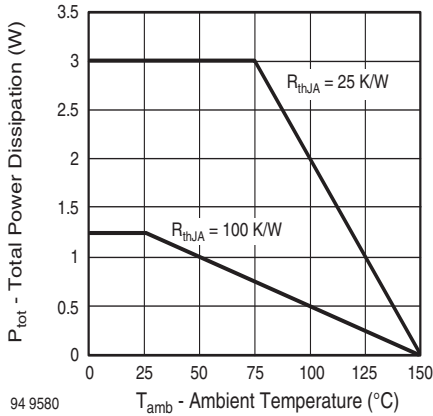


Fig. 2 - Total Power Dissipation vs. Ambient Temperature

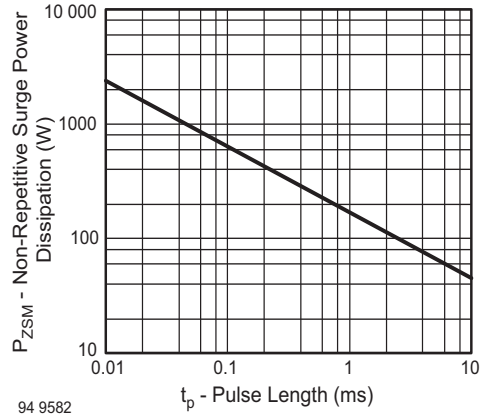


Fig. 4 - Non Repetitive Surge Power Dissipation vs. Pulse Length

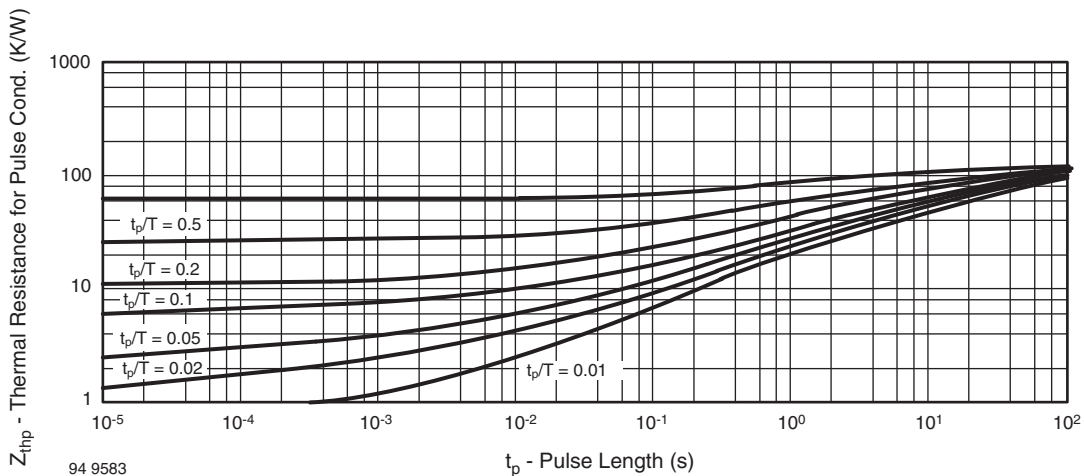


Fig. 5 - Thermal Response



**PACKAGE DIMENSIONS** in millimeters (inches): **SMA (DO-214AC)**



Document no.: S8-V-3848.01-003 (4)  
Created - Date: 18. February 1997  
Rev. 8 - Date: 10. November 2006  
19628



## **Disclaimer**

ALL PRODUCT, PRODUCT SPECIFICATIONS AND DATA ARE SUBJECT TO CHANGE WITHOUT NOTICE TO IMPROVE RELIABILITY, FUNCTION OR DESIGN OR OTHERWISE.

Vishay Intertechnology, Inc., its affiliates, agents, and employees, and all persons acting on its or their behalf (collectively, "Vishay"), disclaim any and all liability for any errors, inaccuracies or incompleteness contained in any datasheet or in any other disclosure relating to any product.

Vishay makes no warranty, representation or guarantee regarding the suitability of the products for any particular purpose or the continuing production of any product. To the maximum extent permitted by applicable law, Vishay disclaims (i) any and all liability arising out of the application or use of any product, (ii) any and all liability, including without limitation special, consequential or incidental damages, and (iii) any and all implied warranties, including warranties of fitness for particular purpose, non-infringement and merchantability.

Statements regarding the suitability of products for certain types of applications are based on Vishay's knowledge of typical requirements that are often placed on Vishay products in generic applications. Such statements are not binding statements about the suitability of products for a particular application. It is the customer's responsibility to validate that a particular product with the properties described in the product specification is suitable for use in a particular application. Parameters provided in datasheets and / or specifications may vary in different applications and performance may vary over time. All operating parameters, including typical parameters, must be validated for each customer application by the customer's technical experts. Product specifications do not expand or otherwise modify Vishay's terms and conditions of purchase, including but not limited to the warranty expressed therein.

Except as expressly indicated in writing, Vishay products are not designed for use in medical, life-saving, or life-sustaining applications or for any other application in which the failure of the Vishay product could result in personal injury or death. Customers using or selling Vishay products not expressly indicated for use in such applications do so at their own risk. Please contact authorized Vishay personnel to obtain written terms and conditions regarding products designed for such applications.

No license, express or implied, by estoppel or otherwise, to any intellectual property rights is granted by this document or by any conduct of Vishay. Product names and markings noted herein may be trademarks of their respective owners.