



21201 Itasca St.  
Chatsworth, CA 91311  
Phone: (818) 701-4933  
Fax: (818) 701-4939

# DB101 THRU DB107

## Features

- Through Hole Package
- Glass Passivated Diode Construction
- Moisture Resistant Epoxy Case
- High Surge Current Capability

## 1 Amp Single Phase Glass Passivated Bridge Rectifier 50 to 1000 Volts

## Maximum Ratings

- Operating Temperature: -55°C to +150°C
- Storage Temperature: -55°C to +150°C

Microsemi Part Number	Maximum Recurrent Peak Reverse Voltage	Maximum RMS Voltage	Maximum DC Blocking Voltage
DB101	50V	35V	50V
DB102	100V	70V	100V
DB103	200V	140V	200V
DB104	400V	280V	400V
DB105	600V	420V	600V
DB106	800V	560V	800V
DB107	1000V	700V	1000V

**DB-1**

DIMENSIONS

DIM	INCHES		MM		NOTE
	MIN	MAX	MIN	MAX	
A	.315	.335	8.00	8.51	
B	.245	.255	6.20	6.60	
C	.300	.350	7.60	8.90	
D	.155	.165	3.90	4.20	
E	.115	.135	2.90	3.40	
F	---	.060	---	1.50	
G	---	.020	---	.50	
H	.195	.205	5.00	5.20	

## Electrical Characteristics @ 25°C Unless Otherwise Specified

Average Forward Current	$I_{F(AV)}$	1 A	$T_A = 40^\circ\text{C}$
Peak Forward Surge Current	$I_{FSM}$	50A	8.3ms, half sine
Maximum Instantaneous Forward Voltage	$V_F$	1.1V	$I_{FM} = 1.0A;$ $T_A = 25^\circ\text{C}$
Maximum DC Reverse Current At Rated DC Blocking Voltage	$I_R$	10 $\mu$ A 0.5mA	$T_A = 25^\circ\text{C}$ $T_A = 125^\circ\text{C}$
Typical Junction Capacitance	$C_J$	25pF	Measured at 1.0MHz, $V_R=4.0V$

\*Pulse Test: Pulse Width 300 $\mu$ sec, Duty Cycle 1%

# DB101 thru DB107



Figure 1  
Typical Forward Characteristics

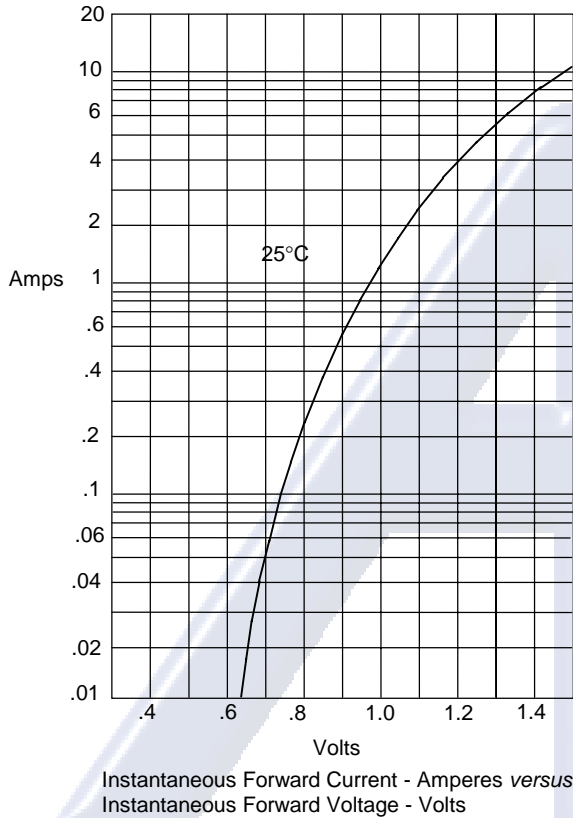


Figure 2  
Typical Reverse Characteristics

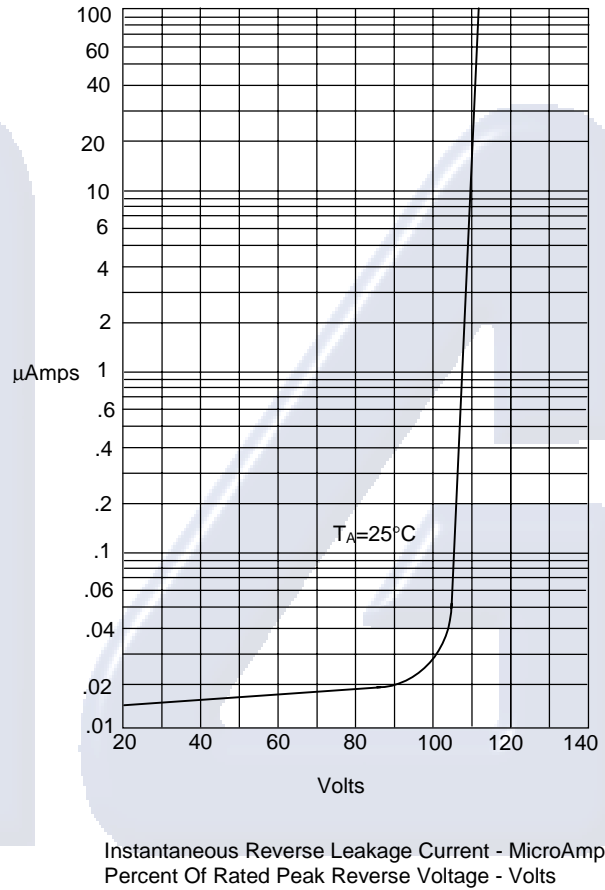


Figure 3  
Forward Derating Curve

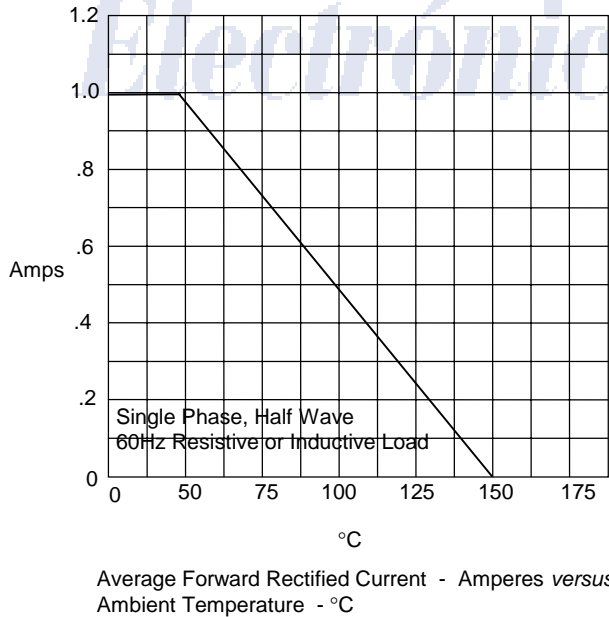


Figure 4  
Peak Forward Surge Current

