

◆Feature

- . Constant voltage design
- . Input voltage: 100-120Vac
- . Small dimension, High efficiency, High reliability, Long lifetime
- . IP44 design for indoor installation
- . Working temperature: -15°C~+45°C
- . Protections: Overload, Over voltage, Short-circuit, etc.
- . Typical efficiency: 89%.
- . UL,CLASS2,RoHS compliant
- . 100% full load burn-in test
- . 3 years warranty



Class 2



SPECIFICATION

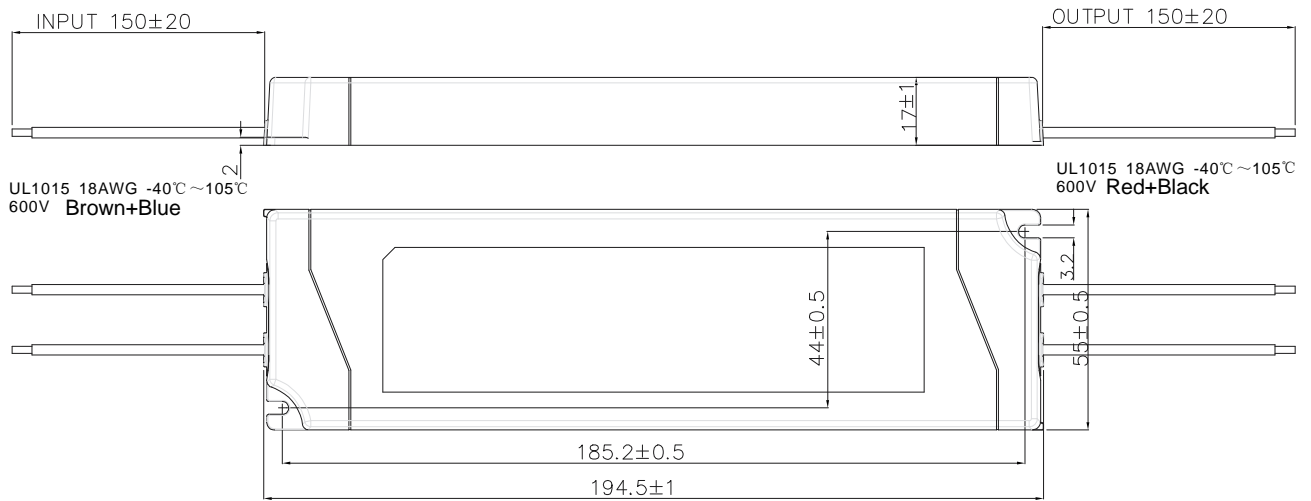
Model Number		HVBC-12048A0760	HVBC-24048A0760	HVBC-12060A0760	HVBC-24060A0760	
Output	DC Voltage	12V	24V	12V	24V	
	Rated current	4A	2A	5A	2.5A	
	Current range	0-4A	0-2A	0-5A	0-2.5A	
	Rated power	48W	48W	60W	60W	
	Ripple and Noise(max.) Note4	240mVp-p	360mVp-p	240mVp-p	360mVp-p	
	Voltage tolerance Note3	±4%	±2%	±4%	±2%	
	Line regulation	±1%	±1%	±1%	±1%	
	Load regulation	±2%	±1%	±2%	±1%	
	Output groups	1	1	1	1	
	Set up time Note6	300 ms, 50ms (at full load) 110Vac				
Holding time(Typ.)	15ms(at full load) 110Vac					
Input	Voltage range Note 2	90 ~130Vac or 127~184Vdc				
	Frequency range	47~63Hz				
	Power factor(Typ.)	/				
	Efficiency(Typ.)	86%	87.5%	88%	89%	
	AC current	Max 0.92A		Max 1.35A		
	Inrush current(Typ.)	Cold start: 50A/110Vac				
	Leakage current	<0.5mA/120Vac				
Protection	Over load	105%-145% of the rated output power Protection mode: Restrict the current,recovers automatically after the load reduced.				
	Short circuit	Protection type: Hiccup mode, recovers automatically after fault conditions removed.				
	Over voltage	12.5-18.0V	24.5-35.0V	12.5-18.0V	24.5-35.0V	
	Over temperature	/				
Environment	Working temperature	-15°C~+45°C				
	Working humidity	10%~90%RH, non-condensing				
	Storage temp. and humidity	-25°C~+75°C, 5%~95%RH				
	Temp. coefficient	±0.05%/°C (0~40°C)				
	Vibration	10-300Hz, 1G 10min./cycle, period for 60min. each along X, Y, Z axes				
Safe and EMC	Safety standards	Compliance to UL8750 IP44 rating.				
	Withstand voltage	I/P-O/P: 3.75KVAC				
	Insolation resistance	I/P-O/P, 100Mohms/500Vdc 25°C/70%RH				
	EMC Emission	Compliance to FCC				
Others	EMC Immunity	/				
	MTBF	≥200Khrs, MIL-HDBK-217F(25°C)				
	Dimension	194.5X55X17 mm(L*W*H)				
	Packing	0.200 Kg/PCS, 40PCS/ 8.0Kg/box, (450X280X200 mm)				

NOTE

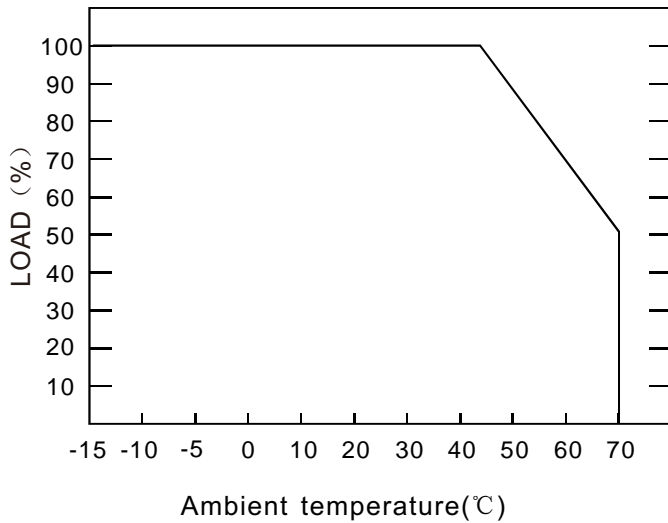
1. All parameters NOT specially mentioned are measured at 230VAC input, rated load and 25°C of ambient temperature.
2. Derating may be needed under low input voltages. Please check the static characteristics for more details.
3. Tolerance: includes set up tolerance, line regulation and load regulation.
4. Ripple & noise are measured at 20MHZ of bandwidth by using twisted pair-wire terminated with a 0.1uf & 47uf parallel capacitor.
5. The power supply is considered as a component that will be operated in combination with final equipment. Since EMC performance will be affected by the complete installation, the final equipment manufacturers must re-confirm EMC Directive on the complete installation.
6. The start time was tested under the situation of cold star, continuous switching on/off may raise the start time.
7. Because the certification is different, the input current and safety requirements of the parameter is slightly different

■ Mechanical Specification

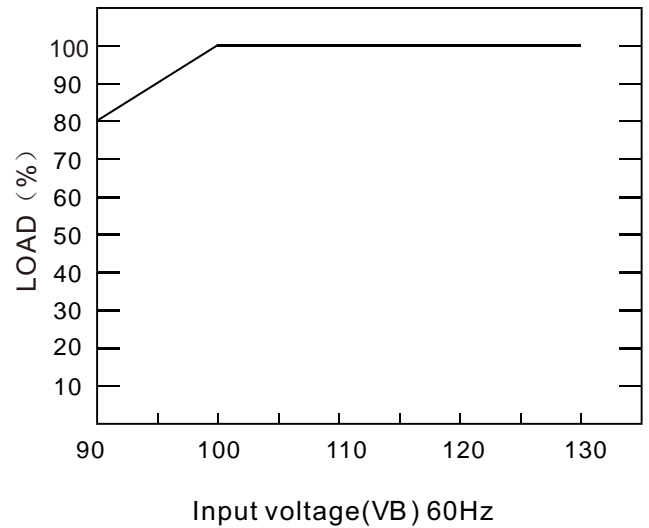
Case No. A0760 Unit:mm




■ Derating Curve



■ Static Characteristics



The above is Taurus standard product, customized product is available. We TAURAS has the right to ultimate interpretation.

Designed by		Standardization		A0760 type	Version: 2.0
Corrected by		Approved by		 中山市金兴智能技术有限公司 ZHONGSHAN TAURAS TECHNOLOGIES CO.,LTD	
Checked by					