

KBL400G – KBL410G

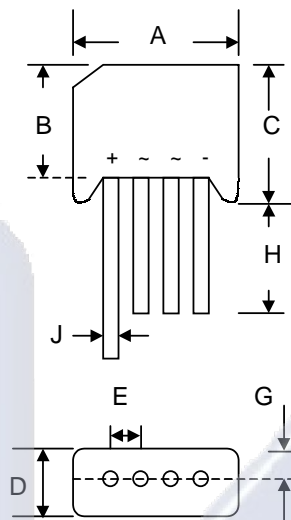
4.0A GLASS PASSIVATED BRIDGE RECTIFIER

Features

- Glass Passivated Die Construction
- Low Forward Voltage Drop
- High Current Capability
- High Reliability
- High Surge Current Capability
- Ideal for Printed Circuit Boards

Mechanical Data

- Case: Molded Plastic
- Terminals: Plated Leads Solderable per MIL-STD-202, Method 208
- Polarity: As Marked on Body
- Weight: 5.6 grams (approx.)
- Mounting Position: Any
- Marking: Type Number



KBL		
Dim	Min	Max
A	18.50	19.50
B	13.70	14.70
C	15.20	16.30
D	6.0	6.50
E	4.60	5.60
G	—	2.10
H	19.00	—
J	1.20 Ø	1.30 Ø
All Dimensions in mm		

Maximum Ratings and Electrical Characteristics @T_A=25°C unless otherwise specified

Single Phase, half wave, 60Hz, resistive or inductive load.
For capacitive load, derate current by 20%.

Characteristic	Symbol	KBL 400G	KBL 401G	KBL 402G	KBL 404G	KBL 406G	KBL 408G	KBL 410G	Unit
Peak Repetitive Reverse Voltage	V _{RRM}	50	100	200	400	600	800	1000	V
Working Peak Reverse Voltage	V _{RWM}								
DC Blocking Voltage	V _R								
RMS Reverse Voltage	V _{R(RMS)}	35	70	140	280	420	560	700	V
Average Rectified Output Current @T _C = 75°C	I _O	4.0							A
Non-Repetitive Peak Forward Surge Current 8.3ms Single half sine-wave superimposed on rated load (JEDEC Method)	I _{FSM}	150							A
Forward Voltage (per element) @I _F = 2.0A	V _{FM}	1.1							V
Peak Reverse Current @T _C = 25°C	I _R	5.0							µA
At Rated DC Blocking Voltage @T _C = 100°C		1.0							mA
Typical Thermal Resistance (Note 1)	R _{θJC}	16							K/W
Operating and Storage Temperature Range	T _J , T _{STG}	-65 to +150							°C

Note: 1. Thermal resistance junction to case per element mounted on PC board with 13.0x13.0x0.03mm thick land areas.

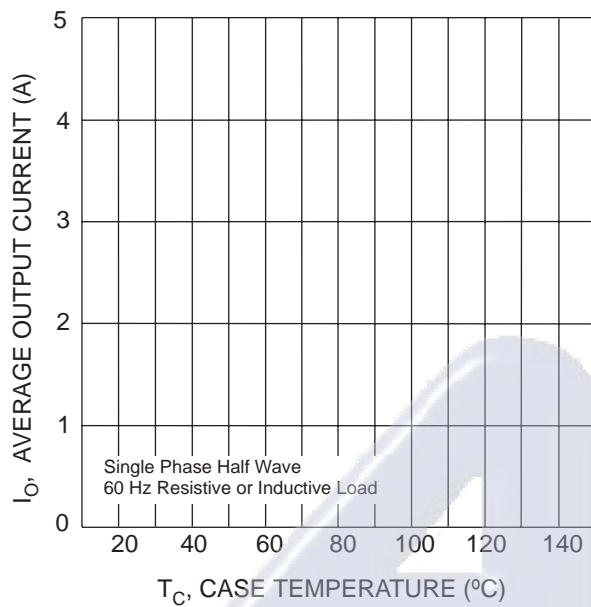


Fig. 1 Forward Current Derating Curve

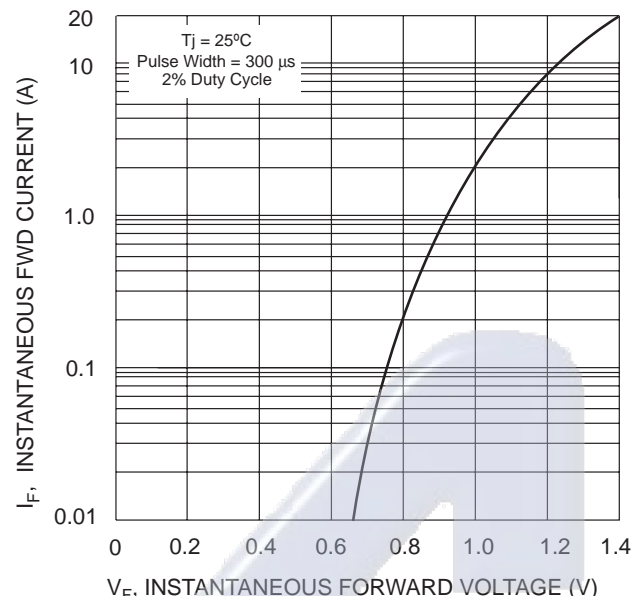


Fig. 2 Typical Forward Characteristics, per element

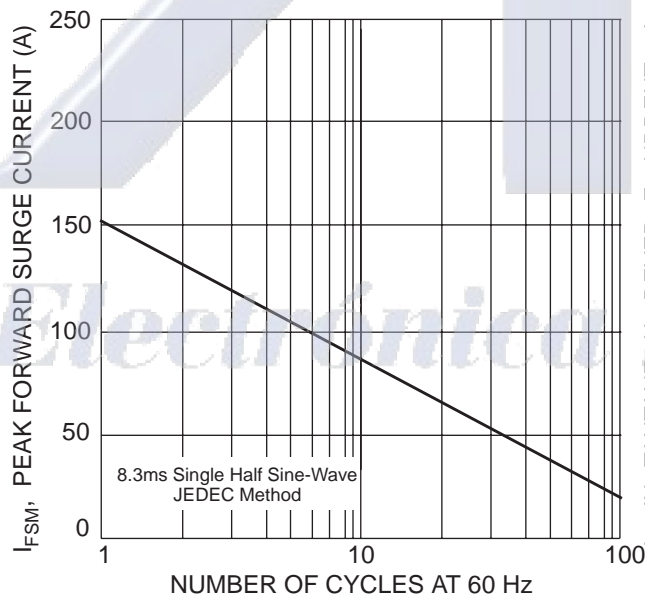


Fig. 3 Max Non-Repetitive Peak Fwd Surge Current

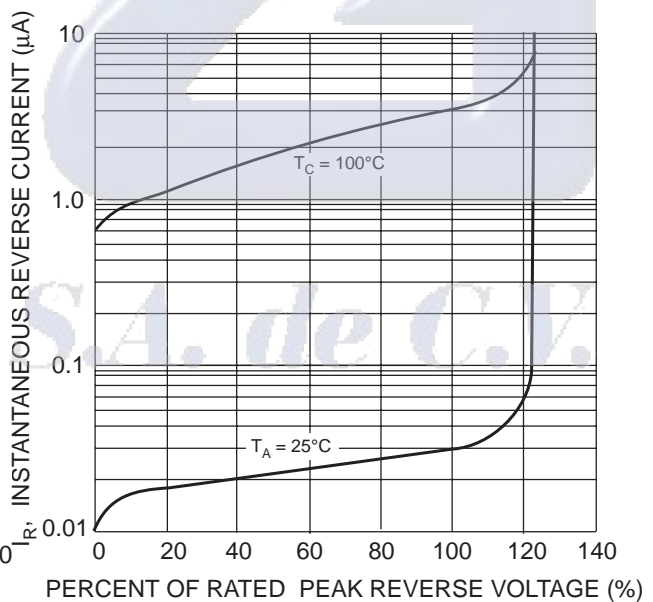


Fig. 4 Typical Reverse Characteristics, per element

ORDERING INFORMATION

Product No.	Package Type	Shipping Quantity
KBL400G	SIL Bridge	500 Units/Box
KBL401G	SIL Bridge	500 Units/Box
KBL402G	SIL Bridge	500 Units/Box
KBL404G	SIL Bridge	500 Units/Box
KBL406G	SIL Bridge	500 Units/Box
KBL408G	SIL Bridge	500 Units/Box
KBL410G	SIL Bridge	500 Units/Box

Shipping quantity given is for minimum packing quantity only. For minimum order quantity, please consult the Sales Department.



Electrónica S.A. de C.V.

Won-Top Electronics Co., Ltd (WTE) has checked all information carefully and believes it to be correct and accurate. However, WTE cannot assume any responsibility for inaccuracies. Furthermore, this information does not give the purchaser of semiconductor devices any license under patent rights to manufacturer. WTE reserves the right to change any or all information herein without further notice.

WARNING: DO NOT USE IN LIFE SUPPORT EQUIPMENT. WTE power semiconductor products are not authorized for use as critical components in life support devices or systems without the express written approval.

Won-Top Electronics Co., Ltd.

No. 44 Yu Kang North 3rd Road, Chine Chen Dist., Kaohsiung, Taiwan

Phone: 886-7-822-5408 or 886-7-822-5410

Fax: 886-7-822-5417

Email: sales@wontop.com

Internet: http://www.wontop.com

We power your everyday.