

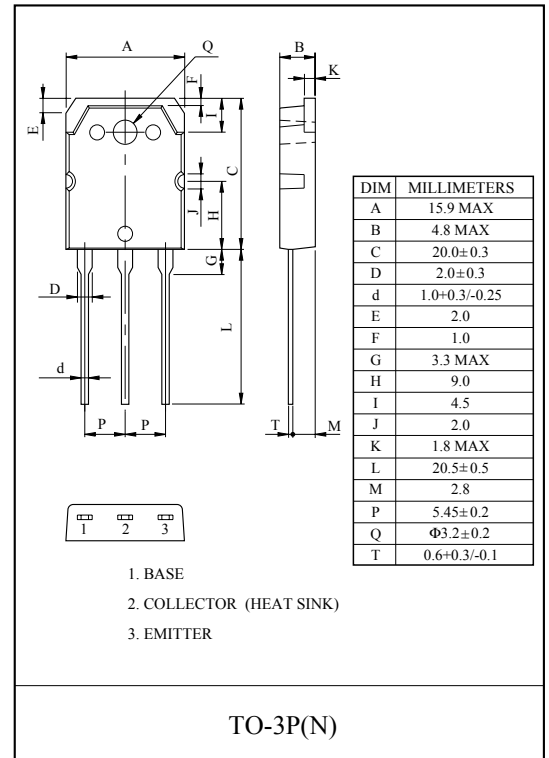
HIGH POWER AMPLIFIER APPLICATION.

### FEATURES

- Complementary to KTD1047.
- Recommended for 60W Audio Frequency Amplifier Output Stage.

### MAXIMUM RATING (Ta=25°C)

CHARACTERISTIC		SYMBOL	RATING	UNIT
Collector-Base Voltage		$V_{CB0}$	-160	V
Collector-Emitter Voltage		$V_{CEO}$	-140	V
Emitter-Base Voltage		$V_{EBO}$	-6	V
Collector Current	DC	$I_C$	-12	A
	Pulse	$I_{CP}$	-15	
Collector Power Dissipation (Tc=25°C)		$P_C$	100	W
Junction Temperature		$T_j$	150	°C
Storage Temperature Range		$T_{stg}$	-55 ~ 150	°C



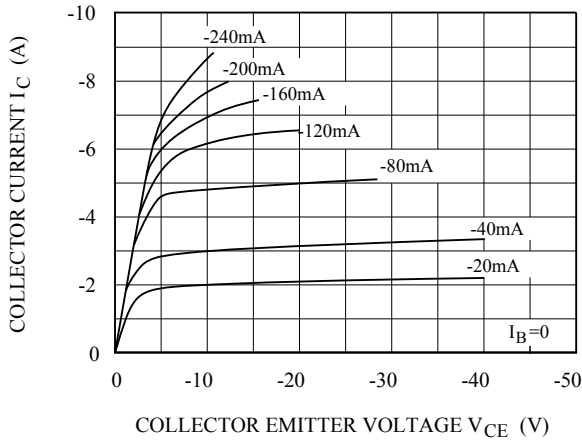
### ELECTRICAL CHARACTERISTICS (Ta=25°C)

CHARACTERISTIC	SYMBOL	TEST CONDITION	MIN.	TYP.	MAX.	UNIT
Collector Cut-off Current	$I_{CBO}$	$V_{CB}=-80V, I_E=0$	-	-	-0.1	mA
Emitter Cut-off Current	$I_{EBO}$	$V_{EB}=-4V, I_C=0$	-	-	-0.1	mA
DC Current Gain	$h_{FE}$ (1) (Note)	$V_{CE}=-5V, I_C=-1A$	60	-	200	
	$h_{FE}$ 2	$V_{CE}=-5V, I_C=-6A$	20	-		
Collector-Emitter Saturation Voltage	$V_{CE(sat)}$	$I_C=-5A, I_B=-0.5A$	-	-	-2.5	V
Base-Emitter Voltage	$V_{BE}$	$V_{CE}=-5V, I_C=-1A$	-	-	-1.5	V
Transition Frequency	$f_T$	$V_{CE}=-5V, I_C=-1A$	-	15	-	MHz
Output Capacitance	$C_{ob}$	$V_{CB}=-10V, I_E=0, f=1MHz$	-	300	-	pF
Turn On Time	$t_{on}$	$V_{CC}=-20V$	-	0.25	-	$\mu S$
Fall Time	$t_f$	$I_C=1A=10 \cdot I_{B1}=-10 \cdot I_{B2}$	-	0.53	-	
Storage Time	$t_{stg}$	$R_L=20\Omega$	-	1.61	-	

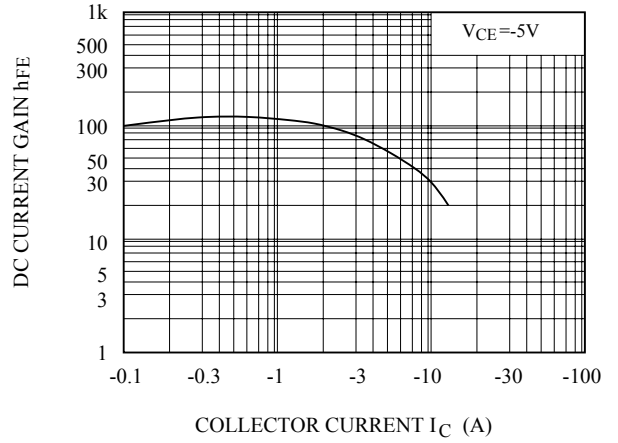
Note :  $h_{FE}$ (1) Classification O:60 ~ 120, Y:100 ~ 200

# KTB817

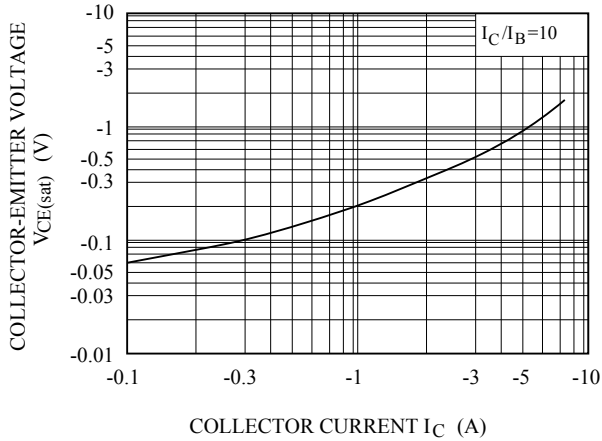
$I_C - V_{CE}$



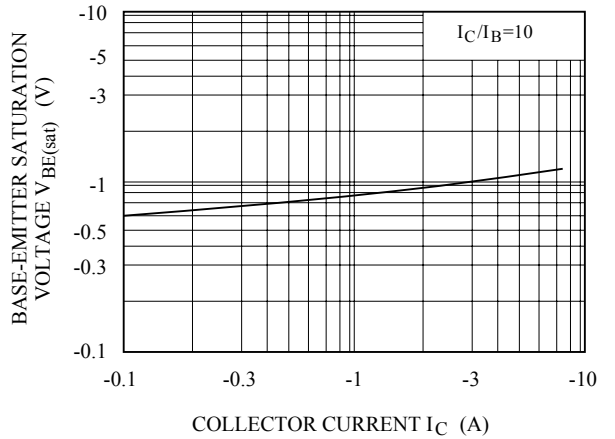
$h_{FE} - I_C$



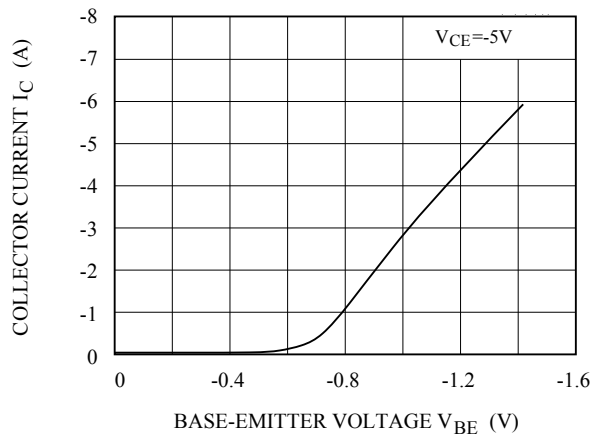
$V_{CE(sat)} - I_C$



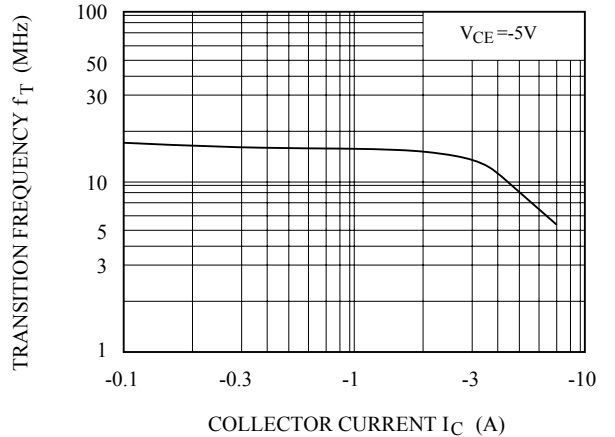
$V_{BE(sat)} - I_C$



$I_C - V_{BE}$



$f_T - I_C$



# KTB817

