

Waterproof LED Driver (5in1 Dimming)(Constant Voltage)

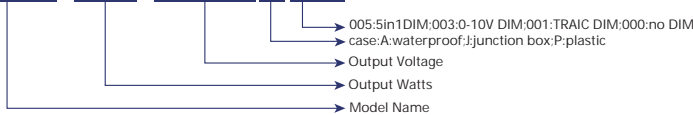
LMFV-150-12A005 LMFV-150-24A005

Feature

- Meet U.S.,Canada standard
- Universal input range:110-277Vac
- PF:up to 0.98(110v);up to 0.81(277v)
- short circuit,over voltage and overload protection
- Suitable for dry,damp,wet locations
- UL/cUL,FCC ,Class P
- 5 years warranty
- Suitable for linear lighting, tape light, neon Light, profile and cabinet Lighting application.



LMFV-150-12/24A005



Technical Specs



Class P IP67



	LMFV-150-12A005	LMFV-150-24A005
OUTPUT		
Output Voltage	12Vdc	24Vdc
Output Voltage Range	12Vdc±0.5Vdc	24Vdc±0.5Vdc
Output Current	12.5A Max	6.25A Max
Output Power	150W	
Output Ripple & Noise	≤400mV	
INPUT		
Input Voltage Range	110Vac-277Vac	
Input Frequency Range	50 ~ 60HZ	
Input Current	≤1.9A(120Vac)	
Surge Current (cold start)	45A @230Vac	
Power Efficiency (TYP)	85%	
PF	0.98@110Vac	
Leakage Current	<0.75mA/240Vac	
PROTECTION		
Over-Current Protection	Shut down the output when current load ≥ 110% ,and recover automatically	
Short-Circuit Protection	Hiccup Mode,and recover automatically and recover automatically	
Over-Voltage Protection	Shut down the output then non-load voltage≥13v, and recover automatically	Shut down the output then non-load voltage≥26v, and recover automatically
ENVIRONMENT		
Working Temperature	-30°C~+50°C (See below output load VS temperature profile)	
Working Humidity	10%~95%RH	
Approved Enviroments location	For dry,damp,wet locations	
Storage Temperature	-35°C~+65°C	
Storage Humidity	10%~95%RH	
IP Rating	IP67(note 1)	
Vibration	10-500Hz, 1.0mm, 15 minutes(for X- Y- Z each axis)	
Tcase	+85°C	
SAFETY&EMC		
Safety Standard	Design refer to UL8750,UL879,CSA C22.2 NO.250.13,CSA C22.2 NO.207-15 Design refer to EN61347-1,EN61347-2-13,EN62493	
Dielectric Strength (Hi-Pot)	I/P-O/P	2KVAC/5mA/1min
	I/P-Case	1.5KVAC/5mA/1min
Insulation Resistance	100MΩ / 500VDC/1min	
Grounding Resistance	≤0.5Ω	
EMC /FCC	Design refer to FCC Part 15 Subpart B	
	Design refer to EN55015,EN61000-3-2,EN61000-3-3,EN61547	
EFT	2kv on AC power line	
Surge	2kv(L-N) 4kv(L-GND, N-GND) (IEC61000-4-5)	
OTHERS		
MTBF	200Khrs.MIL-HDBK-217F(25°C)	
DIMMER COMPATIBILITY	Triac Dimmer LUTRON(DVLV-600P,DVCL-153P,PD-5NE,MAELV-600,DVELV-300P,PD-6WCL,RHCL453P,RCL-153PNL,CTCL-153P,MACL-153M,CTCL-153PD,STCL-153P,CTCL-150), LEVITON(DSL06-P32L,No. 06672,No.06674), LEGRAND(PH703PTU,ADTH703TU,LECL-153P), For more dimmer models, pls refer to the list of compatible dimmers.	
LIFE TIME	50,000 hours at Tc ≤ 80°C maximum case hot spot temperature	
Dimensions	10.22" *3.07" *1.69" (L*W*H); 259.5*78*43mm(L*W*H)	
Weight	1.365 kg	
Outer Box Specifications	13.98**9.65**10.43" (L*W*H); 355*245*265mm(L*W*H)/10pcs/ctn	
	Total 2 layer.each layer 5pcs/G.W17.5kg/N.W16kg(1+10%)	

Remarks:

Note 1: IP67 can be used in dry, damp, wet locations. Avoid installing in submerged environments or applications where drivers will come into direct contact with prolonged flowing or dipping water.

Test environment temperature : 25 ± 2°C;

Ripple and noise measurement methods: terminal to parallel 47uF electrolytic capacity and 0.1uF ceramic capacity, in 20 MHZ Bandwidth measurement.

"The driver is suitable for connecting resistor current-limiting LED fixture (e.g. LED strip). The inrush current will be dozens of times increased if connecting built-in constant current IC current-limiting LED fixtures, the driver will activate the overloaded protection (hiccup flickering)."

Waterproof LED Driver (5in1 Dimming)(Constant Voltage)



LUMINGLITE

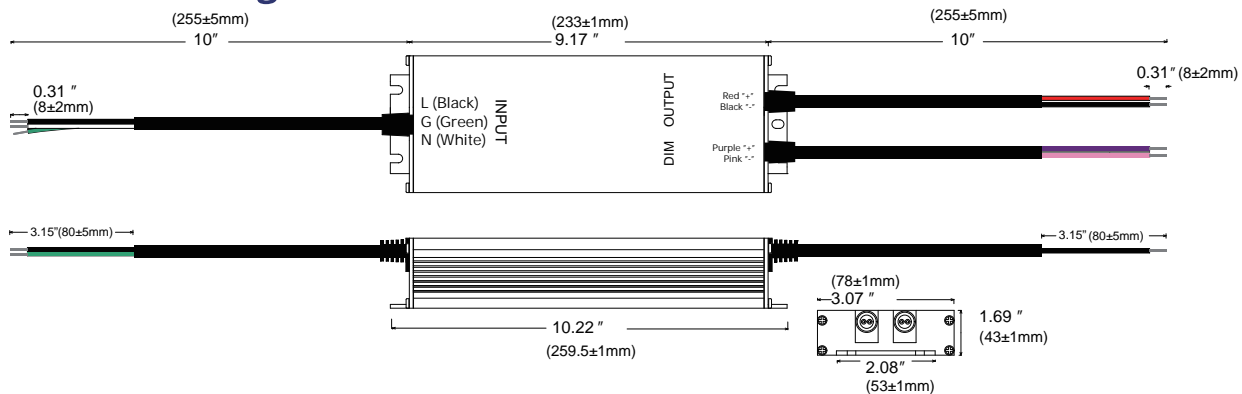
Zhuhai Luminglite Lighting Tech Co.,Ltd.

W:www.luminglite.com

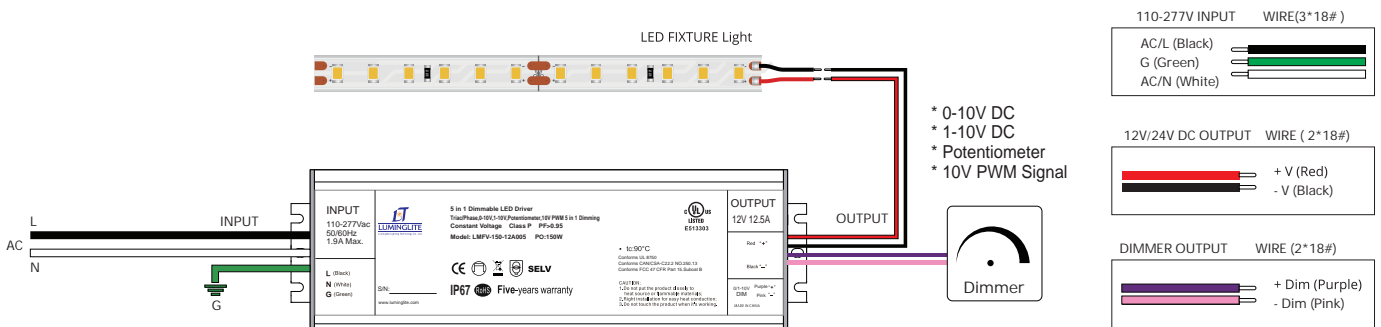
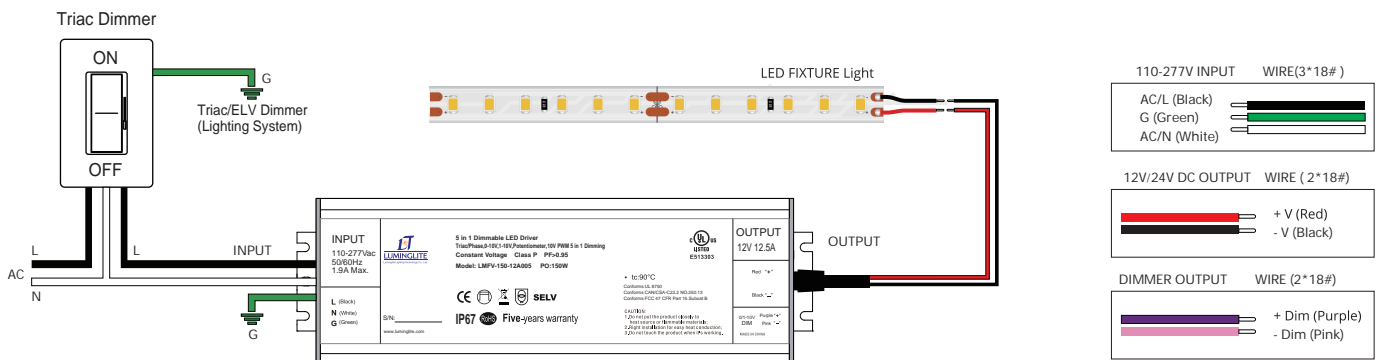
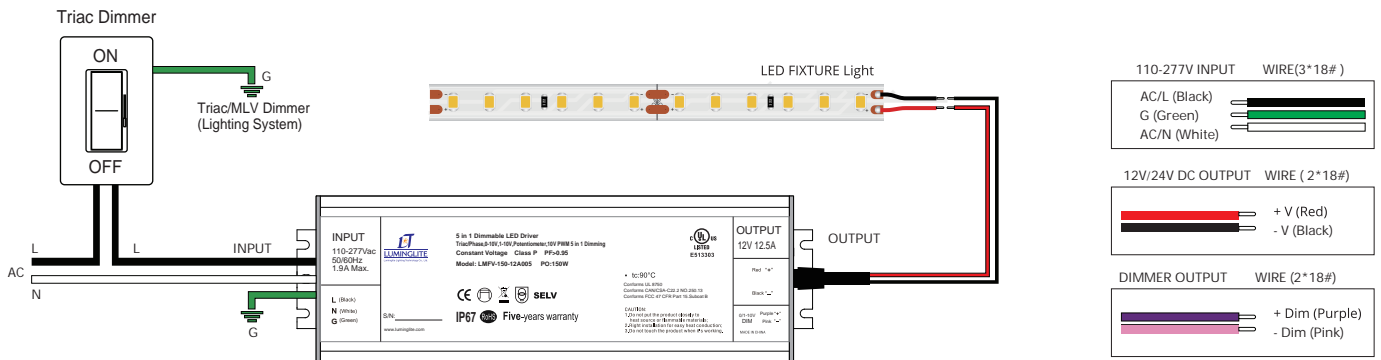
E:info@luminglite.com

A:3-4F 1 building, No.399 Jin yuan 2 road, High-tech district,Zhuhai,Guangdong, China

Profile Drawing Unit:inch&mm



Wiring Diagram



Waterproof LED Driver (5in1 Dimming)(Constant Voltage)



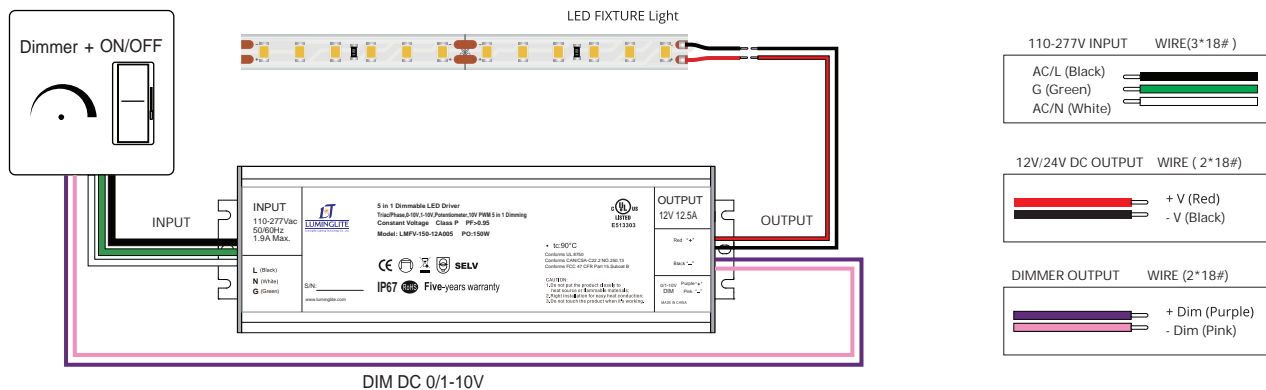
LUMINGLITE

Zhuhai Luminglite Lighting Tech Co.,Ltd.

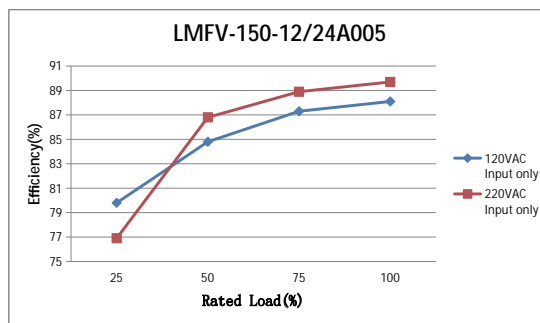
W:www.luminglite.com

E:info@luminglite.com

A:3-4F 1 building, No.399 Jin yuan 2 road, High-tech district,Zhuhai,Guangdong, China

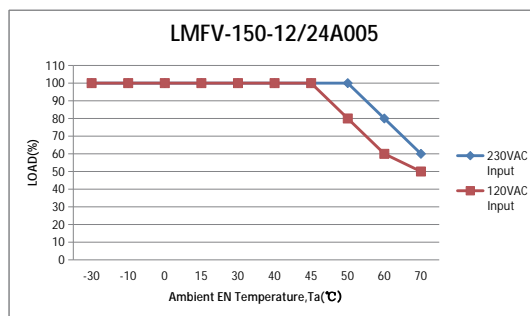


OUTPUT LOAD vs Efficiency (Input 120VAC & 230VAC)



OUTPUT LOAD vs Temperature (Input 120VAC & 230VAC)

The LMFV-150-12/24A005 series can be operated with cooling air temperatures between -30°C- 50°C by linearly de-rating the total maximum output power (or current) by 2.0%/°C from 50°C to 70°C (see figure).



Attentions

- Please ensure that the ground wire is properly grounded and ensure it does not come into contact with the neutral wire.
- Please make the power supply installed in a well-ventilated place, to ensure that the environment temperature is appropriate.
- Do not overload the power supply with multiple appliances.
- Please do not touch the metal shell surface to avoid high temperature scald.
- Do not install in the minefield or high pressure area.
- Do not attempt to repair privately. Please contact the supplier if you have any questions.

Tips

- To be installed by a certified electrician. Please read and follow the instructions carefully before installing. Ensure all contact points are connected firmly.
- Please pay attention to the using environment, and conduct regular check and maintenance to eliminate safety risks.