


Radial Leaded & Snap-in Back-Up Capacitors

NEDZ Series
NEDZH Series

FEATURES

- HIGH POWER
- HIGH CAPACITANCE (UP TO 300F)
- IDEAL AS POWER SUPPLY BACK-UP

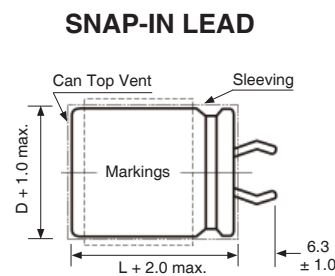
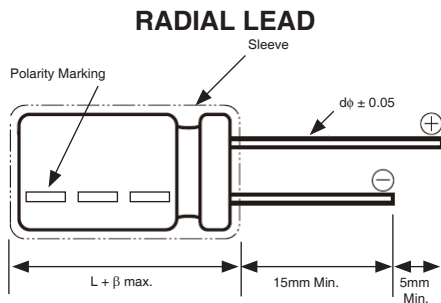


CHARACTERISTICS

Series	NEDZ	NEDZH
Rated Voltage Range	2.5VDC & 2.7VDC	2.5VDC
Rated Capacitance Range	0.9F ~ 200F (900,000 μ F ~ 200,000,000 μ F)	50F ~ 300F (50,000,000 μ F ~ 300,000,000 μ F)
Operating Temp. Range	-25°C ~ +70°C	-25°C ~ +60°C
Capacitance Tolerance	+80%/-20% (Z)	+80%/-20% (Z)
Load Life Test NEDZ @+70°C 1000 hours NEDZH @+60°C 2,000 hours	ΔC = Less than $\pm 30\%$ of initial measured value	ΔC = Less than $\pm 30\%$ of initial measured value
	Max. ESR = Less than 400% of the specified max.	Max. ESR = Less than 400% of the specified max. value
Temperature Characteristics NEDZ -25°C & +70°C NEDZH -25°C & +60°C	ΔC = Within +30% of 20°C value	ΔC : Within +30% of 20°C value
	Max. ESR = Less than 500% of 20°C value	Max. ESR = Less than 800% of 20°C value
Shelf Life 1,000 hours NEDZ @ +70°C NEDZH @ +60°C 1,000 hours	ΔC = Less than $\pm 30\%$ of initial measured value	ΔC = Less than $\pm 30\%$ of initial measured value
	Max. ESR = Less than 400% of the specified max. value	Max. ESR = Less than 400% of the specified max. value

STANDARD VALUES AND SPECIFICATIONS

NIC P/N	Case Size (mm)	Capacitance (F)	Voltage (VDC)	Max. Leakage Current @ 24 Hours (mA)	Max. ESR @ 1KHz (m Ω)	Typical ESR @ 1KHz (m Ω)	Lead Style
NEDZ904Z2.5V6.3X14F	6.3X14	0.9	2.5	0.1	1,000	400	Radial
NEDZ105Z2.5V8X12F	8X12	1.0	2.5	0.1	1,000	200	Radial
NEDZ275Z2.5V8X22F	8X22	2.7	2.5	0.2	500	150	Radial
NEDZ335Z2.5V10X20F	10X20	3.3	2.5	0.2	300	70	Radial
NEDZ475Z2.5V10X20F	10X20	4.7	2.5	0.3	200	80	Radial
NEDZ685Z2.5V10X30F	10X30	6.8	2.5	0.4	200	50	Radial
NEDZ106Z2.5V10X35F	10X35	10	2.5	0.5	200	40	Radial
NEDZ206Z2.5V18X35F	18X35	20	2.5	0.8	200	30	Radial
NEDZ306Z2.5V18X40F	18X40	30	2.5	0.8	200	30	Radial
NEDZ506Z2.5V25X40F	25X40	50	2.5	1.0	80	20	Snap-in
NEDZ107Z2.5V25X50F	25X50	100	2.5	1.0	80	15	Snap-in
NEDZ207Z2.5V35X50F	35X50	200	2.5	2.0	80	15	Snap-in



PRECAUTIONS

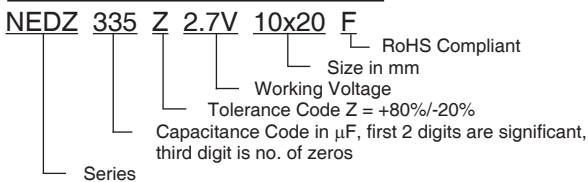
WASHING is NOT RECOMMENDED. Additional guidelines and precautions can be found at www.niccomp.com/precautions
If in doubt or uncertainty, please review your specific application - process details with NIC's technical support personnel: tpmg@niccomp.com



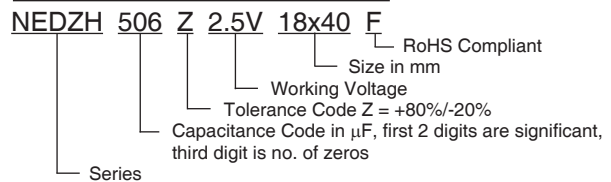
NIC P/N	Case Size (mm)	Capacitance (F)	Voltage (VDC)	Max. Leakage Current @ 24 Hours (mA)	Max. ESR @ 1KHz (mΩ)	Typical ESR @ 1KHz (mΩ)	Lead Style
NEDZ105Z2.7V8X12F	8X12	1.0	2.7	0.2	1,000	200	Radial
NEDZ275Z2.7V8X22F	8X22	2.7	2.7	0.3	500	150	Radial
NEDZ335Z2.7V10X20F	10X20	3.3	2.7	0.3	300	100	Radial
NEDZ475Z2.7V10X20F	10X20	4.7	2.7	0.4	200	80	Radial
NEDZ685Z2.7V10X30F	10X30	6.8	2.7	0.5	200	50	Radial
NEDZ106Z2.7V10X35F	10X35	10	2.7	0.6	200	40	Radial
NEDZ206Z2.7V18X35F	18X35	20	2.7	1.0	200	30	Radial
NEDZ306Z2.7V18X40F	18X40	30	2.7	1.0	200	30	Radial

NIC P/N	Case Size (mm)	Capacitance (F)	Voltage (VDC)	Max. Leakage Current @ 24 Hours (mA)	Max. ESR @ 1KHz (mΩ)	Typical ESR @ 1KHz (mΩ)	Lead Style
NEDZH506Z2.5V18X40F	18X40	50	2.5	1.0	80	30	Radial
NEDZH107Z2.5V25X40F	25X40	100	2.5	2.0	80	20	Snap-In
NEDZH307Z2.5V35X50F	35X50	300	2.5	5.0	80	15	Snap-In

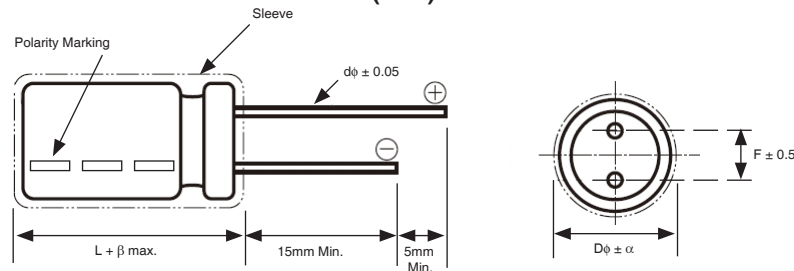
PART NUMBER SYSTEM



PART NUMBER SYSTEM



RADIAL LEAD DIMENSIONS (mm)



Case Dia. (Dφ)	5	6.3	8	10	12.5	16	18
Lead Space (F)	2.0	2.5	3.5	5.0	7.5		
Lead Dia. (dφ)	0.6			0.8			
Dim. β	2.0						

Drawing is representative of parts as supplied in bulk or straight lead format, please see taping specification for details on taped format packaging.

SNAP-IN LEAD DIMENSIONS (mm)

