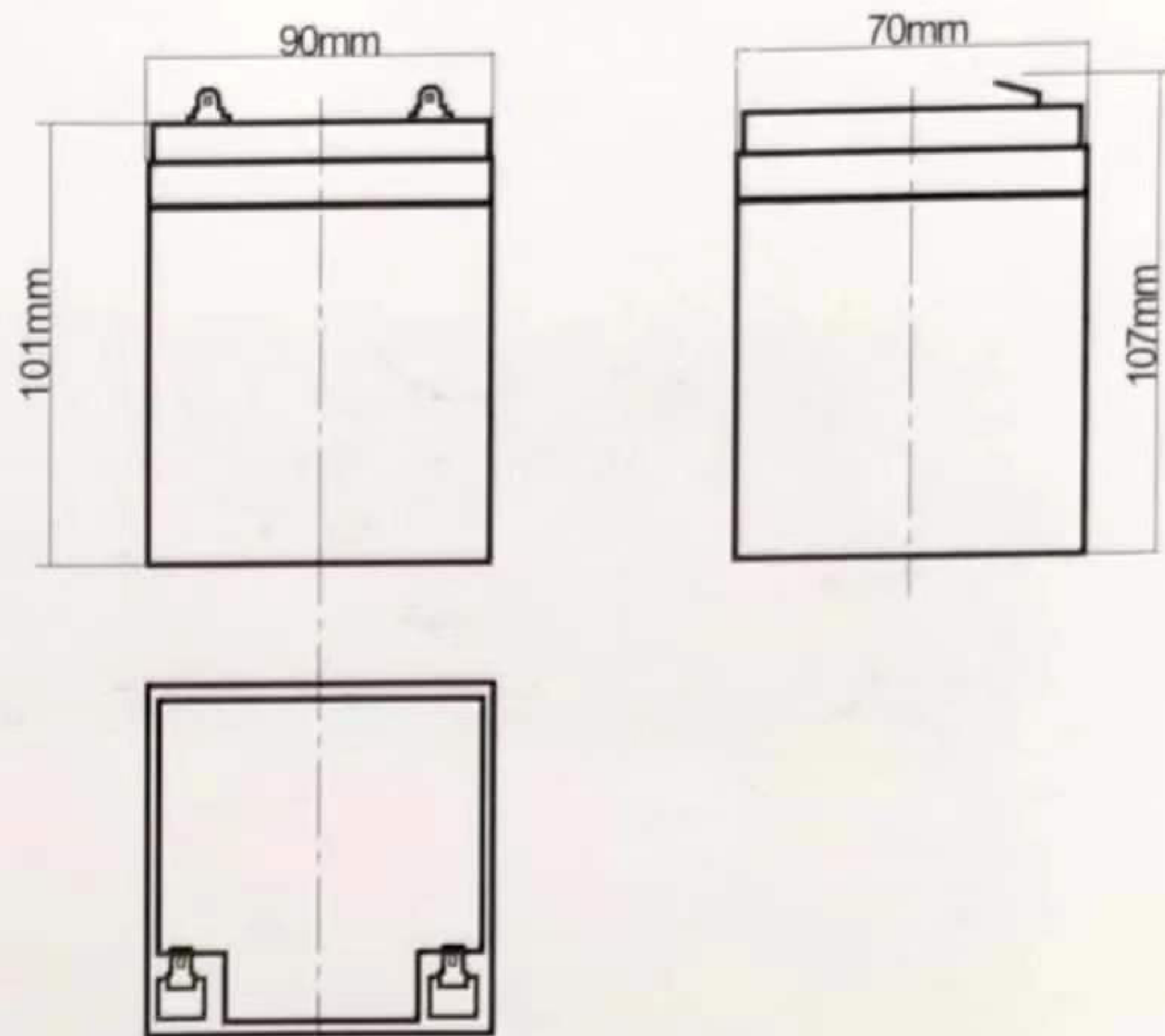


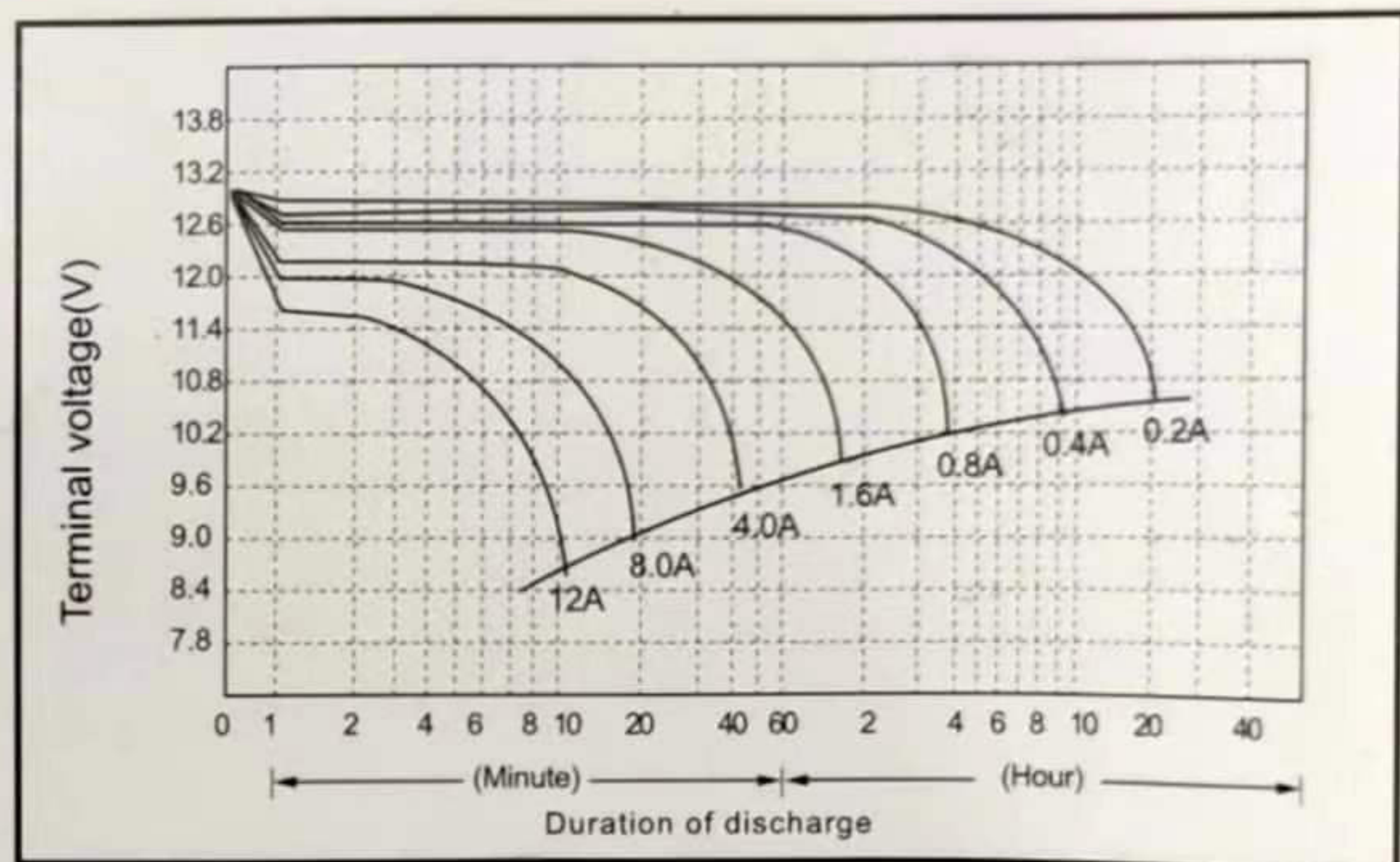
PM4-12



Specifications

Nominal Voltage		12V
Rated Capacity(20 hour rate)		4AH
Dimension	Total Height (with terminals)	107mm(4.21inches)
	Height	101mm(3.98inches)
	Length	90mm(3.54inches)
	Width	70mm(2.76inches)
Weight		approx.1.28kg

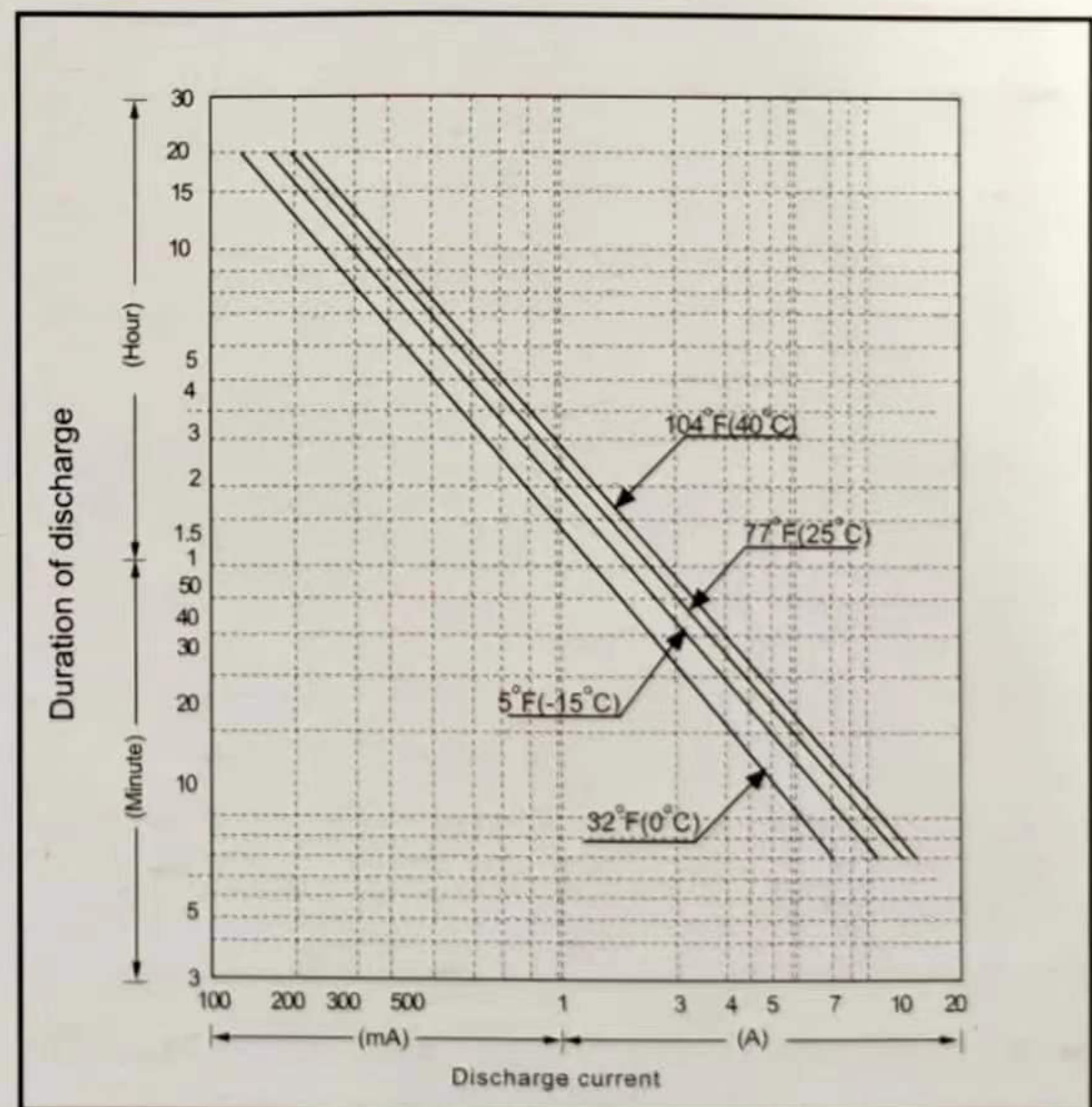
Discharge characteristics 77°F(25°C)



Characteristics

Capacity 77°F(25°C)	20 hour rate(200mA)	4AH
	10 hour rate(370mA)	3.7AH
	5 hour rate(680mA)	3.4AH
	1 hour rate(2.4A)	2.4AH
	15 min rate(6.69A)	1.74AH
Internal Resistance	Full charged Battery 77°F(25°C)	38mΩ
Capacity affected by Temperature (20 hour rate)	104°F(40°C)	102%
	77°F(25°C)	100%
	32°F(0°C)	85%
	5°F(-15°C)	65%
Self-Discharge 77°F(25°C)	Capacity after 3 month storage	91%
	Capacity after 6 month storage	82%
	Capacity after 12 month storage	64%
Max. Discharge Current 77°F(25°C)	20A	
Terminal	Standard	F1
	Optional	F2
Charging (Constant Voltage)	Cycle	14.5~14.9V/77°F(25°C) (<1A)
	Float	13.6V~13.8V/77°F(25°C)

Duration of discharge vs. Discharge current



Note The above data are average values, and can be obtained within 3 charge/discharge cycles. These are not minimum values.

Constant wattage discharge (Watts/battery @ 25°C)

EV/CELL	5min	10min	30min	1H	3H	5H	8H	10H	20H
1.85V	92.3	73.6	38.9	24.9	11.4	7.47	5.13	4.23	2.16
1.80V	117.0	85.7	43.7	26.5	11.4	7.65	5.13	4.32	2.25
1.75V	121.5	86.1	44.6	27.2	12.2	7.83	5.4	4.32	2.34
1.70V	130.0	89.9	45.8	28.4	12.3	8.01	5.4	4.41	2.43
1.60V	142.2	96.9	46.2	28.4	12.3	8.01	5.4	4.59	2.43

PALMA BATTERY

This information is generally descriptive only and is not intended to make or imply any representation, guarantee or warranty with respect to any cells and batteries. Cell and battery designs/specifications are subject to modification without notice. Contact Palma for the latest information.