

RL-062A / Manual glue gun


# NEEDLE BOOSTER

Smooth glue / even force

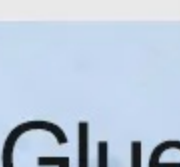
Save time and effort / comfortable to hold

Complimentary two needles of different specifications


Suitable for 10CC syringe oil, solder paste, UV solder mask oil, structural adhesive, etc.



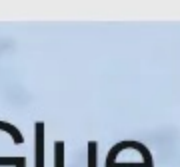
Fast and efficient



Precise operation



Strong and sturdy



Light and portable

## Smooth Glue And Precise Glue

Suitable for 10cc syringe oil, solder paste, UV solder mask oil, structural adhesive, etc.



Structural adhesive



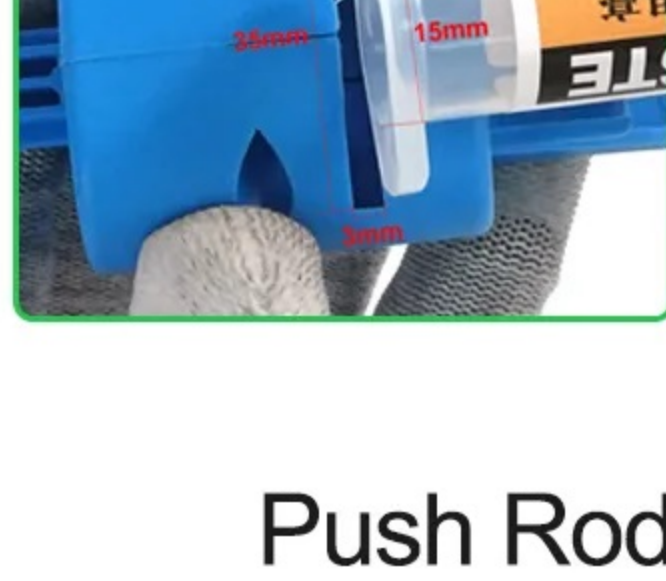
Green oil



Tin paste


## Comfortable To Hold And Even Force

Ergonomic design, comfortable grip, two needles of different sizes are provided for efficient work



## Push Rod Drive Design

Professional industrial integrated casting manufacturing, durable and not easy to wear, meticulous arrangement, smooth use



Outward direction



Towards the wrench

## PRODUCT INFORMATION

Note: Manual measurement will have  $\pm$  tolerance, for reference only, please refer to the actual product



BRAND	RELIFE
PRODUCT NAME	Manual glue gun
MODEL	RL-062A
NET WEIGHT	About 62g
GROSS WEIGHT	About 90g
PRODUCT SIZE	55*40*135mm
PACKAGE SIZE	210*105*43mm

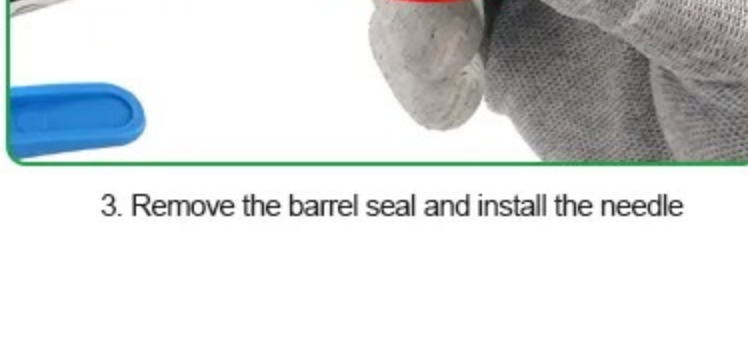
## INSTRUCTIONS FOR USE



1. First push up the buckle at the end of the glue gun, insert the push rod from the front to install it, and push the card slot upward.



2. Align the end of the rubber cylinder with the card slot and press down, lift the buckle and push the push rod into the needle cylinder



3. Remove the barrel seal and install the needle



4. Adjust your suitable holding posture to use