


Thick Film Hybrid IC



Overview

The STK392-110 is a convergence correction circuit IC for video projectors. It incorporates three output amplifiers in a single package, making possible the construction of CRT horizontal and vertical convergence correction output circuits for each of the RGB colors using just two hybrid ICs. The output circuits use a class-B configuration, in comparison with the STK392-010, realizing a more compact package and lower cost.

Applications

- Video projectors

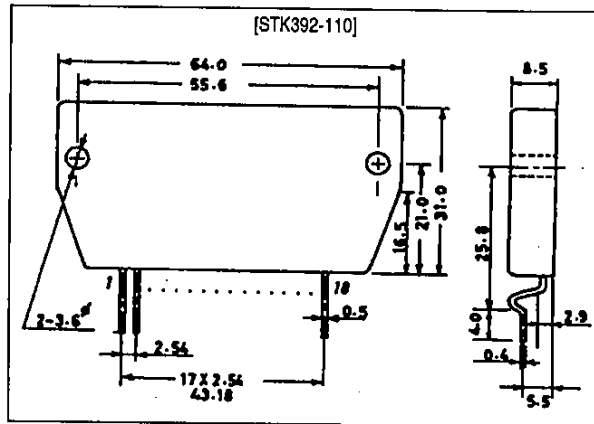
Features

- 3 output amplifier circuits in a single package
- High maximum supply voltage (V_{CC} max = $\pm 38V$)
- Low thermal resistance (θ_{j-c} = $3.0^{\circ}C/W$)
- High temperature stability (T_C max = $125^{\circ}C$)
- Separate predriver and output stage supplies
- Output stage supply switching for high-performance designs
- Low inrush current when power is applied

Package Dimensions

unit: mm

4083



Series Organization

The following devices form a series with varying output capacity and application grade. Some of the devices below are under development, so contact your nearest sales representative for details.

Type No.	Maximum ratings			Maximum horizontal frequency f_H max	Application grade
	V_{CC} max	I_C max	θ_{j-c}		
STK392-110	$\pm 38V$	3A	$3.0^{\circ}C/W$	15kHz	General projection TVs
STK392-010	$\pm 38V$	5A	$2.6^{\circ}C/W$	15kHz	General projection TVs
STK392-020	$\pm 44V$	6A	$2.1^{\circ}C/W$	35kHz	HD, VGA
STK392-040	$\pm 50V$	7A	$1.8^{\circ}C/W$	100kHz	XGA, CAD, CAM
STK392-210	$\pm 65V$	8A	$1.5^{\circ}C/W$	130kHz	CAD, CAM
STK392-220	$\pm 75V$	10A	$1.3^{\circ}C/W$	160kHz	CAD, CAM

SANYO Electric Co., Ltd. Semiconductor Business Headquarters
TOKYO OFFICE Tokyo Bldg., 1-10, 1 Chome, Ueno, Taito-ku, TOKYO, 110 JAPAN

80995HA (ID) No. 5170—1/4

STK392-110

Specifications

Maximum Ratings at $T_a = 25^\circ\text{C}$

Parameter	Symbol	Conditions	Ratings	Unit
Maximum supply voltage	$V_{CC \text{ max}}$		± 38	V
Maximum collector current	I_C	Tr6, 7, 13, 14, 20, 21	3.0	A
Thermal resistance	θ_{j-c}	Tr6, 7, 13, 14, 20, 21 (per transistor)	3.0	$^\circ\text{C/W}$
Junction temperature	T_J		150	$^\circ\text{C}$
Operating substrate temperature	T_c		125	$^\circ\text{C}$
Storage temperature	T_{stg}		-30 to +125	$^\circ\text{C}$

Operating Characteristics at $T_a = 25^\circ\text{C}$, $R_g = 50\Omega$, $V_{CC} = \pm 30\text{V}$, specified test circuit

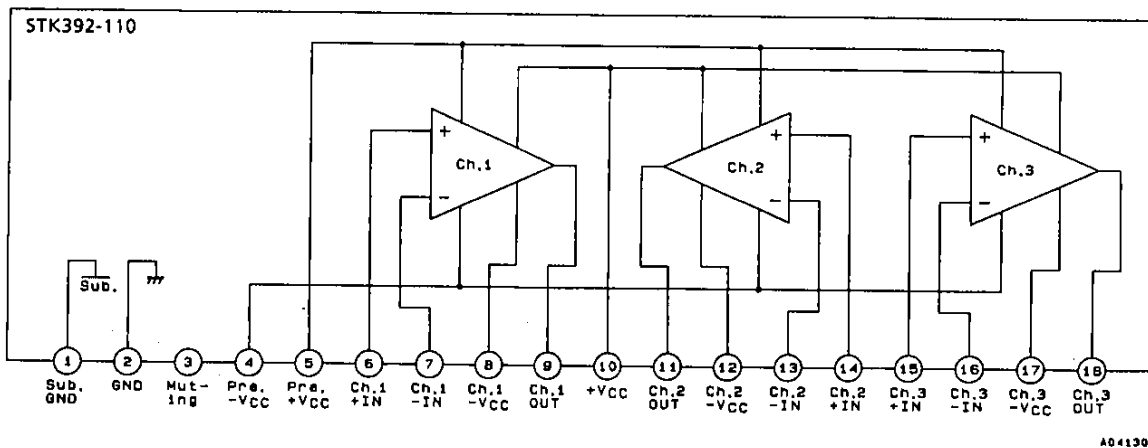
Parameter	Symbol	Conditions	min	typ	max	Unit
Output noise voltage	V_{ND}		-	-	0.2	mVrms
Quiescent current	I_{CCO}		15	22	30	mA
Neutral voltage	V_N		-50	0	+50	mV
Output delay time	t_D	$f = 15.75\text{kHz}$, triangular wave input, $V_{OUT} = 1.5\text{Vp-p}$	-	-	1	μs

Notes.

All tests are conducted using a constant-voltage regulated supply unless otherwise specified.

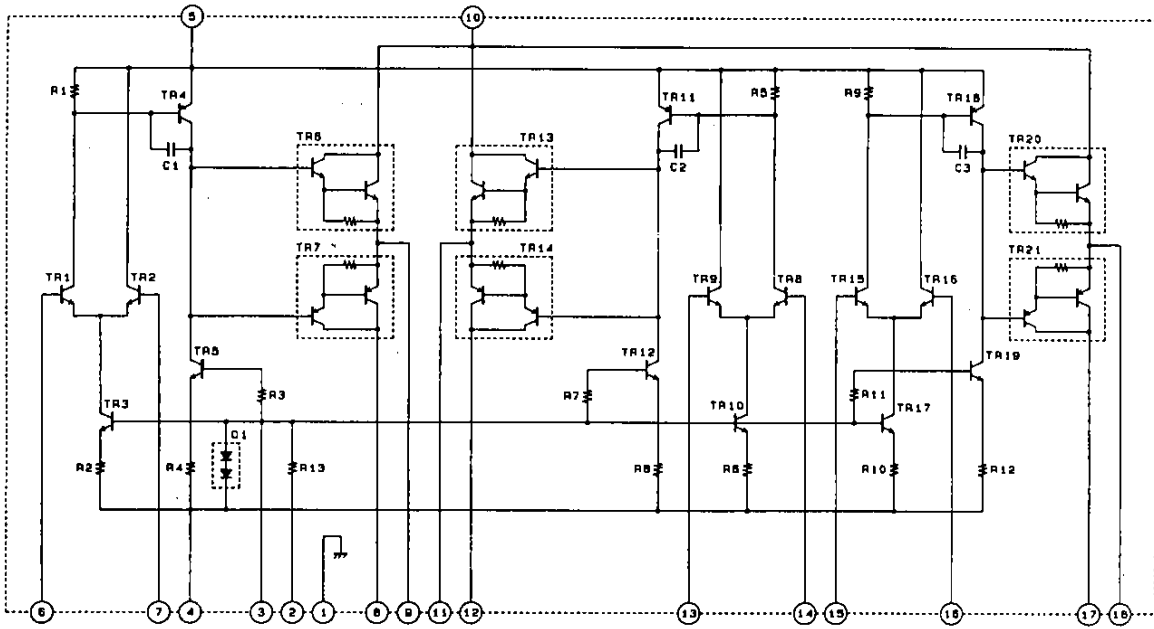
The output noise voltage is the peak value of an average-reading meter with an rms value scale (VTVM).

Block Diagram

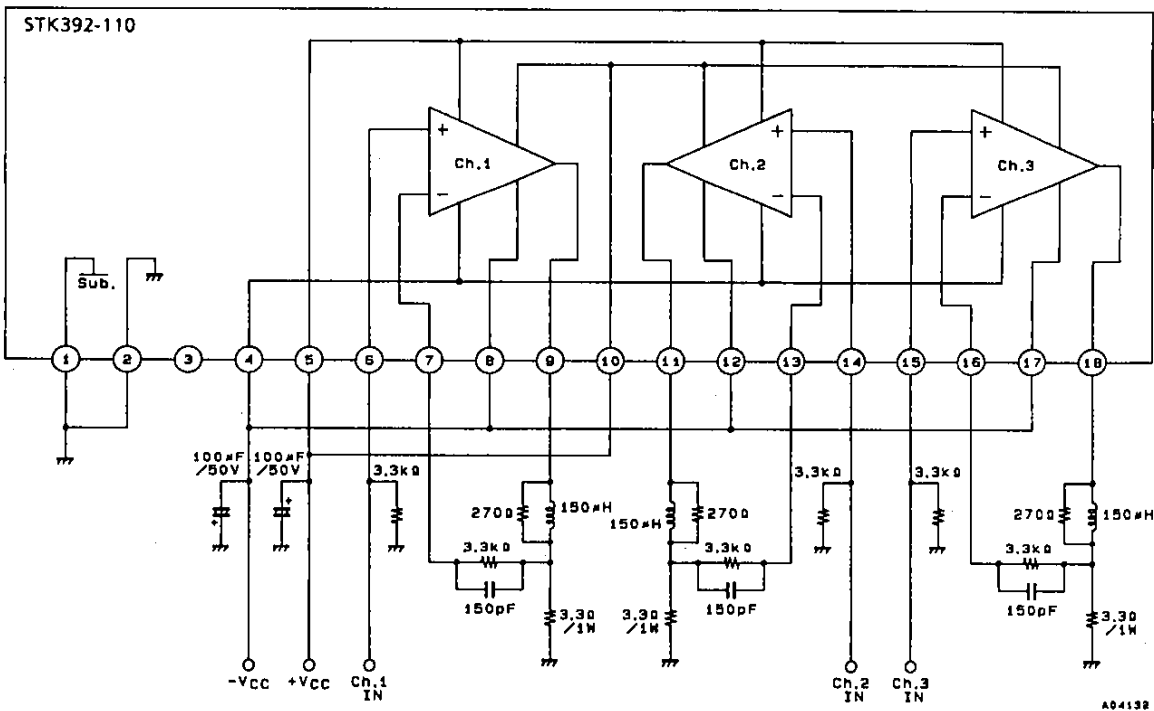


STK392-110

Equivalent Circuit

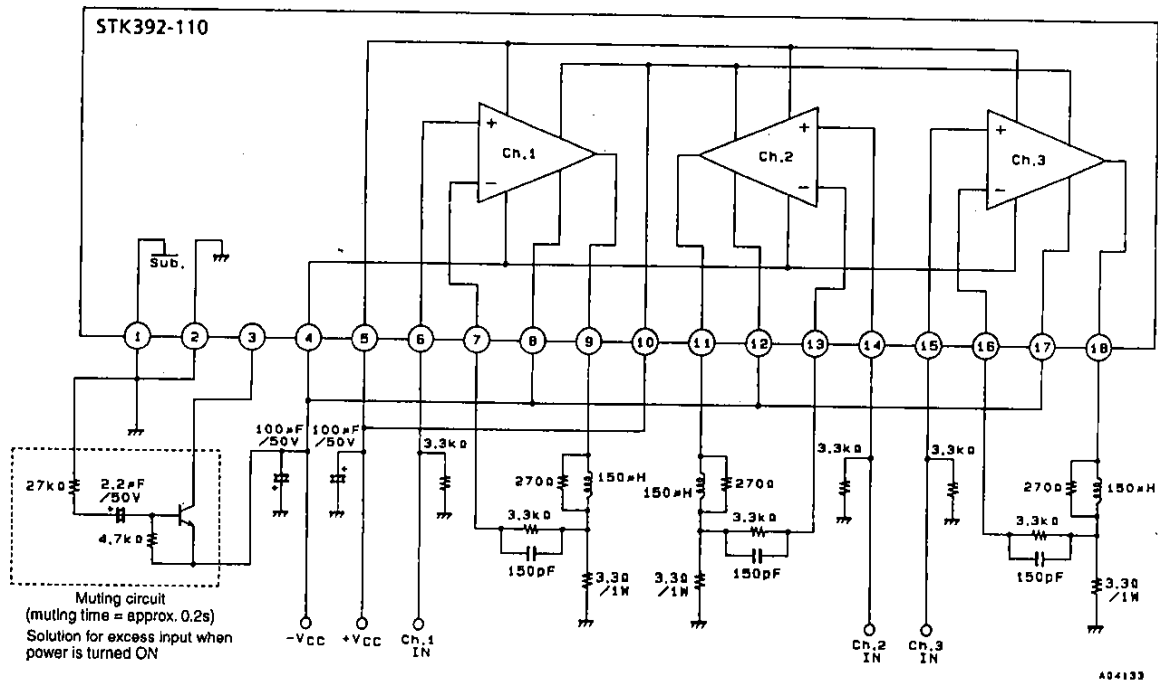


Test Circuit



STK392-110

Sample Application Circuit



- No products described or contained herein are intended for use in surgical implants, life-support systems, aerospace equipment, nuclear power control systems, vehicles, disaster/crime-prevention equipment and the like, the failure of which may directly or indirectly cause injury, death or property loss.
- Anyone purchasing any products described or contained herein for an above-mentioned use shall:
 - ① Accept full responsibility and indemnify and defend SANYO ELECTRIC CO., LTD., its affiliates, subsidiaries and distributors and all their officers and employees, jointly and severally, against any and all claims and litigation and all damages, cost and expenses associated with such use:
 - ② Not impose any responsibility for any fault or negligence which may be cited in any such claim or litigation on SANYO ELECTRIC CO., LTD., its affiliates, subsidiaries and distributors or any of their officers and employees, jointly or severally.
- Information (including circuit diagrams and circuit parameters) herein is for example only; it is not guaranteed for volume production. SANYO believes information herein is accurate and reliable, but no guarantees are made or implied regarding its use or any infringements of intellectual property rights or other rights of third parties.

This catalog provides information as of August, 1995. Specifications and information herein are subject to change without notice.