


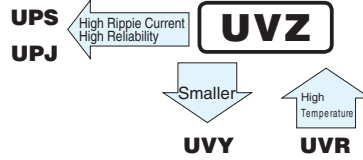
UVZ

Wide Temperature Range



Anti-Solvent Feature
(Through 100V only)

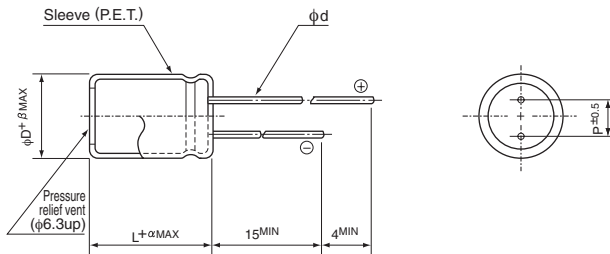
- Wide temperature range and same size as UVR.
- Compliant to the RoHS directive (2011/65/EU, (EU)2015/863).



Specifications

Item	Performance Characteristics											
Category Temperature Range	-55 to +105°C (6.3 to 100V) , -40 to +105°C (160 to 400V), -25 to +105°C (450V)											
Rated Voltage Range	6.3 to 450V											
Rated Capacitance Range	0.47 to 33000µF											
Capacitance Tolerance	±20% at 120Hz, 20°C											
Leakage Current	Rated voltage (V)	6.3 to 100										
		160 to 450										
Tangent of loss angle (tan δ)	For capacitance of more than 1000µF, add 0.02 for every increase of 1000µF. Measurement frequency : 120Hz at 20°C											
	Rated voltage (V)	6.3	10	16	25	35	50	63	100	160 to 315	350 to 450	
Stability at Low Temperature	Measurement frequency : 120Hz											
	Impedance ratio (MAX.)	Z-25°C / Z+20°C	5	4	3	2	2	2	2	3	4	6
Endurance	The specifications listed at right shall be met when the capacitors are restored to 20°C after the rated voltage is applied for 1000 hours at 105°C.											
	Capacitance change	Within ±20% of the initial capacitance value										
	Leakage current	Less than or equal to the initial specified value										
Shelf Life	After storing the capacitors under no load at 105°C for 1000 hours and then performing voltage treatment based on JIS C 5101-4 clause 4.1 at 20°C, they shall meet the specified values for the endurance characteristics listed above.											
Marking	Printed with white color letter on black sleeve.											

Radial Lead Type

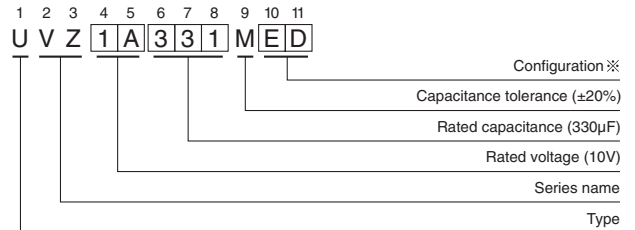


	(mm)										
φD	5	6.3	8	10	12.5	16	18	20	22	25	
P	2.0	2.5	3.5	5.0	5.0	7.5	7.5	10.0	10.0	12.5	
φd	0.5	0.5	0.6	0.6	0.6	0.8	0.8	1.0	1.0	1.0	
β	0.5	0.5	0.5	0.5	0.5	0.5	0.5	0.5	1.0	1.0	

α	(L < 20)	1.5
	(L ≥ 20)	2.0

• Please refer to page 20 about the end seal configuration.

Type numbering system (Example : 10V 330µF)



※ Configuration

φ D	Pb-free leadwire Pb-free PET sleeve
5	DD
6.3	ED
8 · 10	PD
12.5 to 18	HD
20 to 25	RD

Please refer to page 20, 21, 22 about the formed or taped product spec.
Please refer to page 4 for the minimum order quantity.

• Dimension table in next page.

